

www.neurogastro2017.org



© Peter O'Toole/Shutterstock.com

Neuro GASTRO 2017

Biennial Meeting of the European Society
of Neurogastroenterology and Motility

24 – 26 August 2017

University College Cork (UCC), Cork, Ireland

FINAL PROGRAMME

Congress Venue

University College Cork
College Road
Cork T12 YN60, Ireland
Main Entrance on the corner of
Western Road and Donovan Road
www.ucc.ie



Host Organisation

ESNM – European Society of
Neurogastroenterology & Motility
c/o Vienna Medical Academy
Alser Strasse 4
1090 Vienna, Austria
Phone: +43 (0)1 405138331
Fax: +43 (0)1 4078274
Email: info@esnm.eu
www.esnm.eu



Congress and
Exhibition Office
CPO HANSER SERVICE
Paulsborner Str. 44
14193 Berlin, Germany
Phone: +49 (0)30 3006690
Fax: +49 (0)30 3057391
Email: neurogastro2017@cpo-hanser.de
www.cpo-hanser.de



Table of Contents

04 Welcome Address

05 Committees and Organiser

06 Structure of the Scientific Programme

07 Scientific Information – Overview

Scientific Programme by Day

10 Thursday, 24 August 2017

12 Friday, 25 August 2017

15 Saturday, 26 August 2017

Poster Presentations/Tours by Day

18 Friday, 25 August 2017

25 Saturday, 26 August 2017

32 Overview of Meeting Rooms

33 Congress Information

35 General Information

38 Acknowledgements /List of Exhibitors

39 Exhibition Plan

40 Industry Sponsored Sessions

41 List of Chairpersons and Presenters

Get the free Congress App for your smartphone

Quickly find your way through the most up-to-date congress schedule of scientific sessions.

- Quickly find your way through the most up-to-date congress schedule.
- Mark your favourite sessions and personalise your experience.
- Access vital information around the congress.



The NeuroGASTRO 2017 Congress App is powered by GLOBIT GmbH in cooperation with esanum GmbH.



Welcome Address

Welcome to Cork at NeuroGASTRO 2017, the Meeting of the European Society of Neurogastroenterology and Motility (ESNM) in collaboration with the APC Microbiome Institute and University College Cork.

We are excited to spend the next days with you to present, share and debate on the latest basic and clinical science and research in the field of Neurogastroenterology and Motility.

This is a unique opportunity to present your work, discuss your neurogastroenterology research and clinical practice with numerous colleagues and a distinguished faculty from Europe and around the globe.

NeuroGASTRO is a well-established European event that brings together leading experts and emerging young investigators actively involved in neurogastroenterology, digestive motility and functional gastrointestinal diseases from Europe and from all around the world to discuss cutting-edge research. The APC Microbiome Institute is recognised as one of the leaders in the field of microbiome science.

Cork is the international gateway to Ireland's Wild Atlantic Way with Cork International Airport serving over 50 international destinations. Cork is the Food Capital of Ireland, home to the birthplace of modern Irish Cuisine at Ballymaloe, the famed English Market and also home to the best artisan food producers in the country. Don't just take our word for it – as Lonely Planet themselves said 'Everything good about Ireland can be found in County Cork'.

We hope to see you in Cork in 2017.



Giovanni Barbara



Paul Enck



Niall Hyland



Gerard Clarke

Giovanni Barbara
ESNM
President

Paul Enck
ESNM
Treasurer

Niall Hyland
ESNM Scientific
Committee Member

Gerard Clarke
University College
Cork, Ireland

Committees & Organiser



Steering Committee

President

Giovanni Barbara, Italy

Treasurer

Paul Enck, Germany

Councillors

Fernando Azpiroz, Spain

Serhat Bor, Turkey

Ram Dickman, Israel

Vasile Drug, Romania

Adam Farmer, United Kingdom

Niall Hyland, Ireland

Asbjørn Mohr Drewes, Denmark

Beate Niesler, Germany

Luis Novais, Portugal

Daniel Pohl, Switzerland

Sabine Roman, France

Edoardo Savarino, Italy

Jordi Serra, Spain

André Smout, The Netherlands

Jan Tack, Belgium

Alexander Trukhmanov, Russia

Scientific Programme Committee

Chairs

Niall Hyland, Ireland

Gerard Clarke, Ireland

Members

Roberto De Giorgio, Italy

David Grundy, United Kingdom

Asbjørn Mohr Drewes, Denmark

Sabine Roman, France

Michael Schemann, Germany

André Smout, The Netherlands

ESNM

European Society of Neurogastroenterology & Motility

c/o Vienna Medical Academy

Alser Strasse 4

1090 Vienna, Austria

Phone: +43 (0)1 405138331

Fax: +43 (0)1 4078274

Email: info@esnm.eu

www.esnm.eu

affiliated with



ESNM Awards

A limited number of travel awards are provided to investigators (35 years or younger) who had an abstract accepted for presentation (oral or poster) based on scientific quality of submission. The travel award includes a travel grant of EUR 500 plus a free registration to the NeuroGASTRO congress. Payments will be made in Euro after the congress. Please note that the presenting authors must register and attend the meeting to be eligible for the award. All awards will be delivered during the Closing Ceremony.

Structure of the Scientific Programme

The scientific programme is structured according to days, time and room. All presenters are listed by name and the title of their presentation.

Plenary Lectures

The sessions will usually last 60 minutes. They focus on a particular topic and present the very latest data related to it. The plenary lecture will include an expert speaker who will first present their research followed by a closing discussion.

Symposia

These sessions will usually last 90 minutes. Each symposium will be chaired by two experts and will include three speakers who first present their latest research data on a particular topic followed by a wrap-up discussion.

Free Presentations

Selected abstract submissions will be presented during free presentations generally lasting 60 minutes. Oral presenters will be allocated 15 minutes for their presentation including time for questions from the audience.

Posters

Authors are invited to present their latest research findings or important ongoing research as posters; these have been grouped into areas of research by the NeuroGASTRO scientific committee.

TANDEM Session

The ESNM and TANDEM are presenting the Young Investigator Award supported by Nature Reviews Gastroenterology Hepatology. The award includes a free registration to the congress as well as a monetary grant of EUR 400 each for the two winning teams of the TANDEM project.

Industry Sponsored Session

The Industry sponsored session is organised by the industry in consultation with the scientific committee. The session is scheduled for Friday during the congress but outside of the scientific programme.

CME Accreditation

The NeuroGASTRO 2017 Congress in Cork, Ireland, 24–26 August 2017 was granted **16 European CME credits (ECMEC)** by the European Accreditation Council for Continuing Medical Education (EACCME).

Scientific Information – Overview

Thursday, 24 August 2017



Room ▶ Time ▼	Boole 4	Boole 3	Boole 1	Devere Hall	Devere Hall /Bearra	Boole 5	
08:00						REGISTRATION 07:30 – 18:30	
08:30			PGC-01 – Part 1 The Gut microbiome and diet in neurogastroenterology: A guide for the clinician				
09:00							
09:30							
10:00							
10:30	<i>Coffee Break in Devere Hall</i>			EXHIBITION 10:30 – 19:00			
11:00			PGC-01 – Part 2 The Gut microbiome and diet in neurogastroenterology: A guide for the clinician				
11:30					ESNM General Assembly – members only –		
12:00							
12:30	12:30 – 13:25 Opening of the congress and lifetime achievement award						
13:00							
13:30	S-01 Dietary interventions including probiotics, prebiotics and synbiotics	S-02 Challenges in severe digestive disorders	S-03 Neurogastroenterology: Across the lifespan				
14:00							
14:30							
15:00	<i>Coffee Break in Devere Hall</i>						
15:30	FP-01 Dietary interventions including probiotics, prebiotics and synbiotics	FP-02 Challenges in severe digestive disorders	FP-03 Neurogastroenterology: Across the lifespan				
16:00							
16:30							
17:00	PL-01 The microbiome as a regulator of the brain-gut axis: ...						
17:30							
18:00	Welcome Reception in the exhibition area Devere Hall						
18:30							
19:00							

Scientific Programme – Overview

Friday, 25 August 2017

Room ▶ Time ▼	Boole 4	Boole 3	Boole 1	Devere Hall	Boole 5	Aula Maxima
08:00			SS-01 GENIEUR-reloaded			
08:30						
09:00	S-04 Enteric plasticity	S-05 Food allergies, intolerances and FODMAPS	S-06 Treatment of visceral pain – lessons from pancreatitis	EXHIBITION 09:00 – 19:00	REGISTRATION 07:00 – 18:30	POSTER EXHIBITION 09:00 – 17:00 P-01 – P-09 POSTER TOURS 12:00 – 13:00
09:30						
10:00						
10:30	<i>Coffee Break in Devere Hall</i>					
11:00	FP-04 Enteric plasticity	FP-05 Mixed topic from paper session I	FP-06 Treatment of visceral pain			
11:30						
12:00	S-07 12:05 – 13:30 Hot topics from the Rome Foundation research agenda	<i>Lunch in Devere Hall</i>				
12:30						
13:00						
13:30		SA-01 Industry sponsored Symposium				
14:00						
14:30	PL-02 14:30 – 15:25 Translational perspectives in Neurogastroenterology					
15:00						
15:30	S-10 Satellite Symposium NEUROGUT	S-08 New technologies in clinical neurogastroenterology	S-09 Stress and functional gastrointestinal disorders			
16:00						
16:30						
17:00	<i>Coffee Break in Devere Hall</i>					
17:30		FP-07 New technologies in clinical neurogastroenterology	FP-08 Stress and functional gastrointestinal disorders			
18:00						
18:30						
19:00						

Scientific Programme – Overview

Saturday, 26 August 2017



Room ▶ Time ▼	Boole 4	Boole 3	Boole 1	Devere Hall	Boole 5	Aula Maxima
08:00						
08:30						
09:00	FP-11 Mixed topic from paper session III	S-11 Enterochromaffin cells, endocrine cells and brush border cells: Role in signalling from the lumen	S-12 Biomarkers in irritable bowel syndrome	EXHIBITION 09:00 – 16:00	REGISTRATION 08:00 – 16:30	POSTER EXHIBITION 09:00 – 15:30 P-10 – P-18 POSTER TOURS 12:00 – 13:00
09:30						
10:00						
10:30	<i>Coffee Break in Devere Hall</i>					
11:00	IGM-01 TANDEM Meeting	FP-09 Enterochromaffin cells, endocrine cells and brush border cells:...	FP-10 Biomarkers in irritable bowel syndrome			
11:30						
12:00	<i>Lunch in Devere Hall</i>					
12:30						
13:00						
13:30						
14:00						
14:30	PL-03 Vagal neurocircuits in neurogastroenterology					
15:00						
15:30	Closing Ceremony and presentation of best abstract awards					
16:00						
16:30						

Abbreviations Scientific Overview

FP	Free Presentations
IGM	TANDEM Meeting
P	Posters
PGC	Post Graduate Course

PL	Plenary Lecture
S	Symposium
SA	Industry Sponsored Session
SS	Special Session

Scientific Programme by Day

Thursday, 24 August 2017

PGC-01 POSTGRADUATE COURSE

08:30–08:40 Boole Lecture Theatre 1

The Gut microbiome and diet in neurogastroenterology – a guide for the clinician

Chairs: Eamonn Quigley, USA
Magnus Simrén, Sweden

001 **Welcome and opening comments**

Eamonn Quigley, USA
Giovanni Barbara, Italy

08:40–09:30

Characterising the Gut microbiome in clinical practice

001 **Techniques used to characterize the gut microbiota: A guide for the clinician**

Paul Cotter, Ireland

002 **Influence of diet and exercise on the gut microbiome**

Orla O'Sullivan, Ireland

09:30–10:30

Microbiome profiling as a diagnostic or prognostic biomarker of disease

001 **Challenges in using gut microbiota analysis as a diagnostic/prognostic tool in diseases and disorders**

Marcus Claesson, Ireland

002 **Microbiota signatures and gastrointestinal symptoms**

Magnus Simrén, Sweden

003 **The gut microbiome and IBS: The GENIEUR approach to clinical phenotyping**

Mirjana Rajilic-Stojanovic, Serbia



10:30 – 11:00 **Coffee Break** in Devere Hall

11:00–12:20

Considerations in choosing microbiome targeted therapies

001 **Microbiome-gut-brain axis; clinical implications for neurogastroenterology**

Timothy Dinan, Ireland

002 **Dietary interventions for functional bowel symptoms; impact and relevance of diet-microbiome interactions**

Hans Törnblom, Sweden

003 **Prebiotics, probiotics and synbiotics in neurogastroenterology – what are the outcomes?**

Alex Ford, United Kingdom

004 **Fecal microbial transplantation. Current and future indications**

Gianluca Ianaro, Italy

OPENING CEREMONY

12:30–13:25 Boole Lecture Theatre 4

Opening of the congress

Chairs: Paul Enck, Germany
Giovanni Barbara, Italy
Niall Hyland, Ireland

12:30–12:45

Welcome address

12:45–12:55

Presentation of the lifetime achievement award

12:55–13:25

Opening Lecture

Developments in clinical neurogastroenterology
André Smout, The Netherlands

S-01 SYMPOSIUM

13:30–15:00 Boole Lecture Theatre 4

Dietary interventions including probiotics, prebiotics and synbiotics

Chairs: Siobhain O'Mahony, Ireland
Fernando Azpiroz, Spain

001 **Probiotic effects on gut physiology**

Vassilia Théodorou, France

002 **Pharmabiotic manipulation of the microbiota in gastrointestinal disorders: A clinical perspective**

Eamonn Quigley, USA

003 **Early life nutritional bioactives in neurogastroenterology**

Sharon Donovan, USA

S-02 SYMPOSIUM

13:30–15:00 Boole Lecture Theatre 3

Challenges in severe digestive disorders

Chairs: Jan Tack, Belgium
Nathalie Rommel, Belgium

001 **Oesophageal achalasia**

Guy Boeckstaens, Belgium

002 **Gastroparesis**

Vincenzo Stanghellini, Italy

003 **Severe intestinal dysfunctions**

Roberto De Giorgio, Italy

Scientific Programme by Day

Thursday, 24 August 2017

S-03 SYMPOSIUM

13:30–15:00 Boole Lecture Theatre 1

Neurogastroenterology: Across the lifespan

Chairs: Michel Neunlist, France
Agata Mulak, Poland

- 001 **The Gut microbiota and healthy aging**
Paul O'Toole, Ireland
- 002 **Ageing and neurogastroenterology**
Gareth Sanger, United Kingdom
- 003 **Paediatric neurogastroenterology: A clinical perspective**
Nikhil Thapar, United Kingdom



15:00 – 15:30 **Coffee Break** in Devere Hall

FP-01 FREE PRESENTATION

15:30–16:30 Boole Lecture Theatre 4

Dietary interventions including probiotics, prebiotics and synbiotics

Chairs: Vassilia Théodorou, France
Sharon Donovan, USA

- 001 **Bifidobacterium Breve NCFB 2258 stimulates vagal nerve firing across an intact colonic barrier**
Dervla O'Malley, Ireland
- 002 **Protease activity and tryptase expression is increased in a post-inflammatory rat model for visceral hypersensitivity**
Hannah Ceuleers, Belgium
- 003 **Influence of the herbal extract combination STW 5 on the human intestinal microbiota in vitro**
Heba Abdel-Aziz, Germany
- 004 **Disruption of colonic microbiome and circulating metabolome in antibiotic-treated mice**
Angela Jacan, Austria

FP-02 FREE PRESENTATION

15:30–16:30 Boole Lecture Theatre 3

Challenges in severe digestive disorders

Chairs: Guy Boeckxstaens, Belgium
Roberto De Giorgio, Italy

- 001 **Novel mutations in neurogenic chronic intestinal pseudo-obstruction identified by high-throughput sequencing**
Francesca Bianco, Italy

- 002 **Delivery of neural stem cells to the gut using mesenteric perfusion**

Lisa Marx, Germany

- 003 **Effects of intestinal alkaline phosphatase on intestinal permeability and bacterial translocation in an experimental model for sepsis**

Philip Plaeke, Belgium

- 004 **Inflammatory state and phenotypic switch of human smooth muscle in diverticulosis and complicated diverticular disease**

Carola Severi, Italy

FP-03 FREE PRESENTATION

15:30–16:30 Boole Lecture Theatre 1

Neurogastroenterology: Across the lifespan

Chairs: Gareth Sanger, United Kingdom
Nikhil Thapar, United Kingdom

- 001 **Brain-microbiome-behavior associations following early adversity: A proof of concept study across development**
Bridget Callaghan, USA
- 002 **Development of coordinated electrical activity in the human foetal enteric nervous system**
Conor McCann, United Kingdom
- 003 **Infant faecal microbiome diversity and behavioural outcomes at age two**
Amy Loughman, Australia
- 004 **Development of functional innervation of the gastrointestinal mucosa**
Marlene Hao, Australia

PL-01 PLENARY LECTURE

16:45–17:45 Boole Lecture Theatre 4

The microbiome as a regulator of the brain-gut axis: From stress to visceral pain

Chair: Timothy Dinan, Ireland

- 001 **The microbiome as a regulator of the brain-gut axis: From stress to visceral pain**
John F. Cryan, Ireland

WELCOME RECEPTION

18:00–19:00 Devere Hall

Scientific Programme by Day

Friday, 25 August 2017

SS-01	SPECIAL SESSION
08:00–09:00	Boole Lecture Theatre 1
GENIEUR-reloaded	
Chairs: Beate Niesler, Germany Magnus Simrén, Sweden	

- 001 Up-date GENIEUR activities**
Beate Niesler, Germany; Magnus Simrén, Sweden
- 002 LINK award project 'HELP EU in IBS'**
Beate Niesler, Germany; Magnus Simrén, Sweden
- Lobbying for IBS research**
Beate Niesler, Germany; Magnus Simrén, Sweden
- 003 AOB**
Beate Niesler, Germany; Magnus Simrén, Sweden

S-04	SYMPOSIUM
09:00–10:30	Boole Lecture Theatre 4
Enteric plasticity	
Chairs: Nick Spencer, Australia Kirsteen Browning, USA	

- 001 Enteric neurotransmission**
Michael Schemann, Germany
- 002 Central nervous system diseases and the gastrointestinal tract**
Michel Neunlist, France
- 003 Interstitial cells of cajal**
Andreas Friebe, Germany

S-05	SYMPOSIUM
09:00–10:30	Boole Lecture Theatre 3
Food allergies, intolerances and FODMAPS	
Chairs: Hans Törnblom, Sweden Magnus Simrén, Sweden	

- 001 Food allergies and eosinophilic esophagitis**
Sabine Roman, France
- 002 Role of FODMAPS**
Jessica Biesiekierski, Belgium
- 003 Gluten and wheat sensitivity**
Umberto Volta, Italy

S-06	SYMPOSIUM
09:00–10:30	Boole Lecture Theatre 1
Treatment of visceral pain – lessons from pancreatitis	
Chairs: André Smout, The Netherlands Adam Farmer, United Kingdom	

- 001 Basic mechanisms**
Ihsan Ekin Demir, Germany
- 002 Translational aspects – central sensitization**
Søren Schou Olesen, Denmark
- 003 Algorithm based personalized treatment**
Asbjørn M. Drewes, Denmark



10:30 – 11:00 **Coffee Break** in Devere Hall

FP-04	FREE PRESENTATION
11:00–12:00	Boole Lecture Theatre 4
Enteric plasticity	
Chairs: Michael Schemann, Germany Andreas Friebe, Germany	

- 001 Role of semaphorin 3A in the postnatal development of the enteric nervous system**
Jacques Gonzales, France
- 002 Small intestine neuromuscular dysfunctions in Toll-like receptor 4-null mice: Role of enteric glia**
Silvia Cerantola, Italy
- 003 ANO1 knockdown causes disrupted antral pacemaker activity, discordant propagating antral contractions and delayed gastric emptying**
Sean Ward, USA
- 004 Single cell photo-stimulation elicits neuron-to-glia communication in the enteric nervous system**
Werend Boesmans, Belgium

Scientific Programme by Day

Friday, 25 August 2017

FP-05 FREE PRESENTATION
11:00–12:00 Boole Lecture Theatre 3
Mixed topic free paper session I
Chairs: Jessica Biesiekierski, Belgium
Umberto Volta, Italy

- 001 Proton pump inhibitor therapy improves esophageal symptoms by restoring a normal esophageal peristalsis in patients with proton pump inhibitor-response esophageal eosinophilia**
Marco della Coletta, Italy
- 002 Actions of bis-(p-hydroxyphenyl)-pyridyl-2-methane – the active metabolite of the laxative bisacodyl – on human intestine in vitro**
Dagmar Krueger, Germany
- 003 Low-dose penicillin exposure in adolescent mice has long-term, sex-dependent consequences on behaviour and physiology**
Karen-Anne McVey Neufeld, Canada
- 004 Corticotropin-releasing factor in activated mucosal eosinophils is associated with clinical severity in diarrhea-prone Irritable Bowel Syndrome (IBS)**
Eloisa Salvo Romero, Spain

FP-06 FREE PRESENTATION
11:00–12:00 Boole Lecture Theatre 1
Treatment of visceral pain
Chairs: Asbjørn M. Drewes, Denmark
Ihsan Ekin Demir, Germany

- 001 Faecal supernatants from diarrhoea predominant Irritable Bowel Syndrome (IBS) patients disrupt colonic epithelial barrier function and directly activate colo-rectal afferent nerves**
Hannah Wardill, Australia
- 002 Abdominal pain in hypermobile Ehlers Danlos Syndrome (hEDS) may be associated with proliferation of colonic nociceptive nerve endings**
Rubina Aktar, United Kingdom
- 003 The histamine receptor H4 is functionally expressed on murine colonic sensory neurons and contributes to chronic visceral hypersensitivity**
Annemie Deiteren, Australia
- 004 Involvement of the serotonin pathway in ileal neuromotor dysfunction associated with TLR2 and TLR4 inhibition in juvenile mice**
Ilaria Marsilio, Italy



12:00 – 14:30 Lunch Break in Devere Hall
Poster Tours in Aula Maxima

S-07 SYMPOSIUM
12:05–13:30 Boole Lecture Theatre 4
Hot topics from the Rome Foundation research agenda
Chairs: Jan Tack, Belgium
Giovanni Barbara, Italy

- 001 The Rome Foundation: Programs and activities**
Jan Tack, Belgium
- 002 Global epidemiological study of the FGIDs**
Ami D. Sperber, Israel
- 003 Brain imaging and FGID**
Lukas van Oudenhove, Belgium
- 004 Rome IV: New diagnostic criteria for functional esophageal disorders**
Qasim Aziz, United Kingdom

SA-01 INDUSTRY SPONSORED SESSION
13:30–14:30 Boole Lecture Theatre 3
see page 40

PL-02 PLENARY LECTURE
14:30–15:25 Boole Lecture Theatre 4
Translational perspectives in neurogastroenterology
Chair: Eamonn Quigley, USA

- 001 Translational perspectives in neurogastroenterology**
Jan Tack, Belgium

S-10 SYMPOSIUM
15:30–17:00 Boole Lecture Theatre 4
Satellite Symposium NEUROGUT
Chairs: Paul Enck, Germany
Giovanni Barbara, Italy

- 001 The NEUROGUT Initial Training Network (ITN) 2014–2018 – Introduction**
Paul Enck, Germany
- 002 NEUROGUT progress, as seen from a PI**
David Grundy, United Kingdom

Scientific Programme by Day

Friday, 25 August 2017

- 003 **NEUROGUT Training, seen by a trainee**
Annikka Polster, Sweden
- 004 **NEUROGUT Training Network, an external advisor's perspective**
Jackie Wood, USA

S-08 SYMPOSIUM

15:30–17:00 Boole Lecture Theatre 3

New technologies in clinical neurogastroenterology

Chairs: Sabine Roman, France
Martin Buckley, Ireland

- 001 **What is the future of impedance planimetry?**
Hans Gregersen, Hong Kong SAR, China
- 002 **Adjunction of impedance measurements to esophageal manometry: Is it really better than manometry alone?**
Nathalie Rommel, Belgium
- 003 **Luminal imaging**
Carolina Malagelada, Spain

S-09 SYMPOSIUM

15:30–17:00 Boole Lecture Theatre 1

Stress and functional gastrointestinal disorders

Chairs: Niall Hyland, Ireland
Serhat Bor, Turkey

- 001 **Genetics and epigenetics of the stress response**
Rene van den Wijngaard, The Netherlands
- 002 **Brain imaging and stress**
Sigrid Elsenbruch, Germany
- 003 **Psychological therapies in functional bowel disorders**
Gabriele Moser, Austria



17:00 – 17:30 **Coffee Break** in Devere Hall

FP-07 FREE PRESENTATION

17:30–18:30 Boole Lecture Theatre 3

New technologies in clinical neurogastroenterology

Chairs: Carolina Malagelada, Spain
Serhat Bor, Turkey

- 001 **Optogenetic induction of propagating colonic motor complexes and propulsion of fecal content induced by light**
Nick Spencer, Australia
- 002 **Assessment of Duodeno/Jejunal baseline impedance as a surrogate of evaluation of mucosal integrity in patients with functional dyspepsia: Importance of timing of measurement relative to phase III of the MMC**
Kenichiro Nakagawa, United Kingdom
- 003 **A comparison of the efficacy and safety of two dosing regimens, 2 and 5 times per week, of an intraluminal vibrating capsule in the management of chronic idiopathic constipation**
Eamonn Quigley, USA
- 004 **MRI detection and histological localization of transplanted neural crest derived stem cells (NCSCs) labeled with superparamagnetic nanoparticles in future perspectives for cell therapy of Hirschsprung's disease**
Jasmin Clasohm, Germany

FP-08 FREE PRESENTATION

17:30–18:30 Boole Lecture Theatre 1

Mixed topic free paper session II

Chairs: Sigrid Elsenbruch, Germany
Rene van den Wijngaard, The Netherlands

- 001 **Satiety is modulated by the intraluminal colonic volume in healthy subjects**
Noemi Caballero de Garcia, Spain
- 002 **Duodenal acidification impairs duodenal integrity and activates the duodenogastric reflex, independently from mast cell activation**
Tim Vanuytsel, Belgium
- 003 **Dopamine transporter genetic reduction affects small-bowel neuromuscular contractility in mice**
Valentina Caputi, Italy
- 004 **Altered expression of the homeobox transcription factor Phox2b in the myenteric plexus of patients with diverticular disease**
François Cossais, Germany

Scientific Programme by Day

Saturday, 26 August 2017

FP-11 FREE PRESENTATION

09:00–10:30 Boole Lecture Theatre 4

Mixed topic free paper sessions III

Chairs: Luis Novais, Portugal
Goran Hauser, Croatia

- 001 **Serum from patients with Crohn's Disease activates guinea pig enteric neurons**
Maria Lazarou, Germany
- 002 **Colorectal cancer cells induce neurogenesis in the enteric nervous system of the tumor microenvironment via a NGF-dependent pathway**
Farouk Drissi, France
- 003 **Neurodegeneration of the ENS might be prevented by treatment with nanomodified antioxidants**
Karl-Herbert Schäfer, Germany
- 004 **Electrophysiological changes and mucosal permeability in phenotypes of gastroesophageal reflux disease**
Pelin Ergun, Turkey

S-11 SYMPOSIUM

09:00–10:30 Boole Lecture Theatre 3

Enterochromaffin cells, endocrine cells and brush border cells: Role in signalling from the lumen

Chairs: Roberto De Giorgio, Italy
Siobhain O'Mahony, Ireland

- 001 **Luminal nutrient transport and signalling**
Inge Depoortere, Belgium
- 002 **Gut-derived hormones and the brain-gut axis**
Fiona Gribble, United Kingdom
- 003 **ECC cells as a site of taste for luminal bacteria**
Catia Sternini, USA

S-12 SYMPOSIUM

09:00–10:30 Boole Lecture Theatre 1

Biomarkers in irritable bowel syndrome

Chairs: Gerard Clarke, Ireland
Niall Hyland, Ireland

- 001 **GENIEUR: Genes in IBS**
Beate Niesler, Germany
- 002 **Microbiome and IBS**
Mirjana Rajilic-Stojanovic, Serbia
- 003 **Clinical biomarkers in irritable bowel syndrome**
Magnus Simrén, Sweden



10:30 – 11:00 **Coffee Break** in Devere Hall

IGM-01 TANDEM MEETING

11:00–12:00 Boole Lecture Theatre 4

TANDEM meeting

Chairs: Paul Enck, Germany
Miriam Goebel-Stengel, Germany

FP-09 FREE PRESENTATION

11:00–12:00 Boole Lecture Theatre 3

Enterochromaffin cells, endocrine cells and brush border cells: Role in signalling from the lumen

Chairs: Fiona Gribble, United Kingdom
Catia Sternini, USA

- 001 **Intrauterine growth retardation in rats alters palmitoleate sensing by duodenal entero-endocrine cells, leading to increased-intestinal permeability**
Marieme Ndjim, France
- 002 **Long-term effects of Roux-en-Y gastric bypass surgery on colonic nutrient-sensing receptors and enteroendocrine cells**
Madusha Peiris, United Kingdom
- 003 **Multiple nutrient stimulation enhances enteroendocrine cell responses in human and mouse colon**
Madusha Peiris, United Kingdom
- 004 **L-cells are key to cross-barrier signalling to the host peripheral nervous system by a GLP-1-secreting putative probiotic**
Eilish Brosnan, Ireland

Scientific Programme by Day

Saturday, 26 August 2017

FP-10 FREE PRESENTATION

11:00–12:00 Boole Lecture Theatre 1

Biomarkers in irritable bowel syndrome

Chairs: Mirjana Rajilic-Stojanovic, Serbia
Daniel Pohl, Switzerland

- 001 Granins are linked to bacterial richness, innate immunity, markers for intestinal permeability and symptom severity IBS patients
Johanna Sundin, Sweden
- 002 Insular brain metabolites are related to somatic symptom burden and cognitive coping in Irritable Bowel Syndrome (IBS)
Adriane Icenhour, Sweden
- 003 Magnetic resonance imaging assessed small bowel dysmotility and its relationship with patient reported symptoms: An exploration of automated vs subjective assessment techniques
Ruaridh Gollifer, United Kingdom
- 004 Lactobacillus rhamnosus GG soluble mediators ameliorate visceral hypersensitivity and changes in spinal cord gene expression induced by early life stress
Karen-Anne McVey Neufeld, Canada



12:00 – 14:30 **Lunch Break** in Devere Hall
Poster Tours in Aula Maxima

PL-03 PLENARY LECTURE

14:30–15:30 Boole Lecture Theatre 4

Vagal neurocircuits in neurogastroenterology

Chair: David Grundy, United Kingdom

- 001 Vagal neurocircuits in neurogastroenterology
Kirsteen Browning, USA

CLOSING CEREMONY

15:30–16:30 Boole Lecture Theatre 4

Closing Ceremony and presentation of best abstract awards

Visit the Poster Exhibition

in Aula Maxima

on Friday, 25 August 2017
from 09:00 – 17:00 and

on Saturday, 26 August 2017
from 09:00 – 15:30

ESNM
European Society
of Neurogastroenterology
& Motility

FNM 2018

3rd Meeting of the Federation of Neurogastroenterology and Motility and Postgraduate Course on Gastrointestinal Motility

29 August – 1 September 2018

RAI Convention Center

Amsterdam, the Netherlands

SAVE THE
DATE



vichie81 @ - fotolia.com

Hosting Society

ESNM – European Society of Neurogastroenterology and Motility

Co-Organisers

ANMS – American Neurogastroenterology and Motility Society

ANMA – Asian Neurogastroenterology and Motility Association



Associated Partners

ANGMA – Australasian Neurogastroenterology and Motility Association

SLNG – Sociedad Latinoamericana de Neurogastroenterología



Congress and Exhibition Office

CPO HANSER
SERVICE

CPO HANSER SERVICE
Zum Ehrenhain 34
22885 Barsbüttel // Germany
Phone: +49-40-670 88 20
Fax: +49-40-670 32 83
Email: fnm2018@cpo-hanser.de

Poster Presentations/Tours by Day

Friday, 25 August 2017

P-01	POSTER PRESENTATION
12:00–13:00	Aula Maxima
Dietary interventions including probiotics, prebiotics and synbiotics	
Discussant:	
Sharon Donovan, USA	Abstracts 001 – 005

- 001** **Sheep and cow milk and yogurt drinks influence gastrointestinal transit in a rat model**
Julie Dalziel, New Zealand
C. Berry, G. Smolenski, S. Haines, L. Day
- 002** **Obesity-induced alterations in colonic transit are normalized by dietary prebiotic supplementation: role of gut microbiota**
Anna Golubeva, Ireland
D. Kandil, S. Arboleya, A. Burokas, K. Murphy, C. Stanton, N. Hyland, G. Clarke, T. Dinan, H. Schell-ekens, J. Cryan
- 003** **Diurnal regulation of colonic motility by short-chain fatty acids**
Anneleen Segers, Belgium
L. Desmet, T. Thijs, K. Verbeke, J. Tack, I. Depoortere
- 004** **High fat diet-induced depression-like behaviour in mice: Roles of intestinal microbiome, neuropeptide Y, and brain metabolome**
Ahmed M. Hassan, Austria
G. Mancano, K. Kashofer, E. E. Fröhlich, A. Matak, R. Mayerhofer, F. Reichmann, M. Olivares, A. M. Neyrinck, N. M. Delzenne, S. P. Claus, P. Holzer
- 005** **Effects of different bacterial strains in the form of the Probiotics Symbioflor® on the enteric nervous system and gut motility**
Maximilian Weyland, Germany
D. Grundmann, L. Marx, M. Martin, M. Hau, K.-H. Schäfer

P-02	POSTER PRESENTATION
12:00–13:00	Aula Maxima
Enteric plasticity	
Discussant:	
Michael Schemann, Germany	Abstracts 001 - 006

- 001** **Expression and neurochemical identity of sensory fibres is altered in Inflammatory Bowel Disease (IBD)**
Madusha Peiris, United Kingdom
R. Kaur Kahlon, R. Aktar, S. Raynel, L. A. Blackshaw
- 002** **Enteric glial cells reaction to inflammation is lost in Crohn's Disease**
Malvyne Rolli-Derkinderen, France
C. Pochard, T. Clairembault, N. Cenac, E. Duchalais, A. B. Bourreille, M. Neunlist

- 003** **Functional compensation of gastro intestinal motility indicates enteric plasticity in an early onset model of Alzheimer's Disease**
Jasmin Clasohm, Germany
S. Ull-Sopha, N. Stoye, K. Endres, H. Rabe, K.-H. Schäfer
- 004** **nELAV mRNA-binding protein, HuC/D alteration in adolescent mice small intestine after antibiotic treatment-induced dysbiosis**
Cristina Giaroni, Italy
M. Bistoletti, V. Caputi, F. Fagiani, V. Filpa, I. Marsilio, S. Cerantola, F. Crema, A. Baj, A. Pascale, M. C. Giron
- 005** **Glial PGE2 production induced by inflammation regulates glial response to ATP**
Malvyne Rolli-Derkinderen, France
T. Rousseau, E. Baudu, C. Pochard, M. Neunlist
- 006** **Pitfalls in the interpretation of high-resolution anorectal manometry**
Eva Sandell, Sweden
E. Lindgren, L. Flodqvist, G. Lindberg

P-03	POSTER PRESENTATION
12:00–13:00	Aula Maxima
Neurogastroenterology: Across the lifespan	
Discussants:	
Gareth Sanger, United Kingdom	Abstracts 001 – 005
Agata Mulak, Poland	Abstracts 006 – 011
Nikhil Thapar, United Kingdom	Abstracts 012 – 016

- 001** **Motor function of digestive tract at children with the obesity**
Ekaterina Aleshina, Russia
A. Khavkin, V. Novikova, S. Shoferova, M. Komisarova, L. Vorontsova
- 002** **Extracellular matrix composition in the enteric nervous system of mice**
Cristiano Bacarin, Brazil
P. Da Silva Watanabe, A. Franciosi, J. D.L. Mendes, R. Aktar, L. A. Blackshaw, E. J.A. Araujo
- 003** **Role of NO-GC on long distance contractions in the murine colon**
Katharina Beck, Germany
B. Voussen, A. Vincent, D. Groneberg, S. P. Parsons, J. D. Huizinga, A. Friebe
- 004** **Distribution of RAD21 immunoreactivity in mouse and human gut neurons**
Francesca Bianco, Italy
S. J. Gibbons, E. Bonora, S. T. Eisenman, P. Clavenzani, R. De Giorgio, G. Farrugia

- 005 Patients with all types of congenital anorectal malformation seem to have fecal continence reflexes**
Jara Jonker, The Netherlands
V. den Hollander, M. Trzpis, P. Broens
- 006 Degree of colonic cholinergic innervation determines bacterial translocation in pediatric Morbus Hirschsprung patients**
Simone Keck, Switzerland
S. Holland-Cunz
- 007 Neuromuscular changes in asymptomatic diverticulosis and diverticular disease**
Christina Lange, Germany
M. Barrenschee, F. Cossais, I. Hohmeier, M. Ebsen, I. Vogel, J.-H. Egberts, T. Becker, M. Böttner, T. Wedel
- 008 The herbal medicine STW 5 is efficacious in targeting dyspeptic symptoms in all ages: A meta-analysis of randomized controlled trials**
Olaf Kelber, Germany
J. Müller, B. R. Vinson, C. Fink, H. Abdel-Aziz, M. Storr, K. Kraft, K. Nieber
- 009 Investigation of the brain gut axis in the rAAV-alpha-synuclein PD model: Reveals enteric nervous system pathology and alterations in the gut microbiome**
Sarah O'Donovan, Ireland
E. K. Crowley, J. Browne, O. O'Sullivan, O. O'Leary, S. Timmons, Y. M. Nolan, P. O'Toole, D. J. Clarke, N. Hyland, S. Joyce, A. M. Sullivan, C. O'Neill
- 010 Depressive symptoms during pregnancy disrupt gut microbiome dynamics during critical prenatal and postnatal time windows**
Katie Togher, Ireland
A. Khashan, L. Kenny, C. Stanton, I. Carafa, K. Murphy, G. O'Keefe, A. Ryan, J. F. Cryan, T. Dinan, G. Clarke
- 011 Effects of nitric oxide on small intestinal motility**
Barbara Voussen, Germany
K. Beck, N. Mauro, J. Keppler, D. Groneberg, A. Friebe
- 012 The cells and conductance mediating cholinergic neurotransmission in the stomach**
Tae-Sik Sung, USA
S.-J. Hwang, S.-D. Koh, Y. Bayguinov, P. Blair, J. Rock, T. Webb, L. O'Kane, K. Sanders, S. Ward
- 013 The influence of calorie restriction on gut microbiota in long-living Ames dwarf mice**
Denise Wiesenborn, Germany
A. Schneider, B. Victoria, L. Spinel, D. Grundmann, E. Galvez, T. Strowig, M. Masternak, K.-H. Schäfer
- 014 Responsibility of patients towards the management of their Irritable Bowel Syndrome (IBS): A qualitative study**
Tudor-Stefan Rotaru, Romania
V.-L. Drug
- 015 Trivalent chromium suppresses gastrointestinal motility and secretion in experimentally altered gut homeostasis in laboratory rodents**
Olugbenga Odukanmi, Nigeria
A. Salami, K. Ogunwole, O. Busari, T. Homma, S. Olaleye
- 016 Innovative technology solutions to explore effects of the microbiome on intestine and brain pathophysiology**
Roisin Owens, France

P-04	POSTER PRESENTATION
12:00–13:00	Aula Maxima
New technologies in clinical neurogastroenterology	
Discussants:	
Sabine Roman, France	Abstracts 001 – 005
Martin Buckley, Ireland	Abstracts 006 – 010
Hans Gregersen, China	Abstracts 011 – 015
Nathalia Rommel, Belgium	Abstracts 016 – 020

- 001 Dynamic MRI for bowel motility imaging: How fast and how long?**
C.S. de Jonge, The Netherlands
R. Gollifer, A. J. Nederveen, D. Atkinson, S. A. Taylor, J. Stoker, A. Menys
- 002 Spectral bowel motility assessment using dynamic tagged MRI**
C.S. de Jonge, The Netherlands
A. M. Sprengers, A. J. Nederveen, J. Stoker
- 003 Volume vs. caloric stimulation of small bowel motility in healthy controls**
C.S. de Jonge, The Netherlands
A. Menys, K. L. van Rijn, A. J. Nederveen, J. Stoker
- 004 Ultrasound and wireless motility capsule findings in patients with Familial GUCY2C diarrhea syndrome**
Odd Helge Gilja, Norway
H. von Volkmann, I. Brønstad, D. A. Sangnes, K. Nylund, R. Tronstad, T. Hausken, G. Dimcevski, T. Fiskerstrand
- 005 Fecobionics: A novel integrated bionics test of anorectal function**
Hans Gregersen, Hong Kong SAR, China
- 006 Standardizing parameters of high resolution duodenojejunal manometry in healthy controls**
William Hasler, USA
J. Baker, J. Dickens, M. Koenigsnecht, A. Fioritto, K. Shedden, G. Amidon, D. Sun

Poster Presentations/Tours by Day

Friday, 25 August 2017

- 007 In vivo assessment of foods that stimulate intestinal secretions using magnetic resonance imaging: Implications for dietary advice in ileostomy care**
Victoria Wilkinson-Smith, United Kingdom
G. Major, L. Ashleigh, K. Murray, C. Hoad, L. Marciani, P. Gowland, R. Spiller
- 008 Gastrointestinal peptides during chronic gastric electrical stimulation in patients with intractable vomiting**
Mathieu Meleine, France
C. Melchior, P. Prinz, A. Penforinis, B. Coffin, A. Stengel, P. Ducrotte, G. Gourcerol
- 009 Morpho-functional evaluation of the gut in cystic fibrosis**
Carolina Malagelada, Spain
A. Bendezu, X. Molero, D. Sihuay, A. Nieto, X. Merino, A. Accarino, J.-R. Malagelada, F. Azpiroz
- 010 A case for developing a preventative swallow health maintenance program in the elderly**
Dilpesh Agrawal, USA
M. Kern, F. Edeani, P. Sanvanson, R. Shaker
- 011 Rehabilitation of a heterogeneous group of dysphagic patients by a novel exercise technique of swallowing against laryngeal restriction**
Dilpesh Agrawal, USA
M. Kern, F. Edeani, P. Sanvanson, R. Shaker
- 012 The diagnostic value of esophageal mucosal and baseline impedance measurements in patients with gastroesophageal reflux disease**
Sezgi Kipcak, Turkey
P. Ergun, S. Bor
- 013 Characterization of GERD patients using pressure-flow analysis**
Ans Pauwels, Belgium
C. Scheerens, T. Omari, J. Tack, N. Rommel
- 014 Interobserver and intraobserver agreement in classification of defaecatory disorders on high-resolution anorectal manometry**
Abhishek Sadalage, India
A. Shukla, D. Agrawal, D. Gupta, P. Abraham, M. Meshram, S. Bhatia
- 015 Post-reflux swallow-induced peristaltic wave index and mean nocturnal baseline impedance predict heartburn response to proton pump inhibitors better than acid exposure time in GERD**
Edoardo Savarino, Italy
M. Frazzoni, N. de Bortoli, S. Tolone, V. Savarino, L. Frazzoni
- 016 The role of biofeedback therapy in functional disorders**
Oksana Fomenko, Russia
A. Y. Titov, S. Belousova, D. Egorova
- 017 Digestive functional scintigraphy for digestive autonomic neuropathy diagnosis: About a case**
Nesrine Robaine, France
J. M. Senard, L. Sailler, I. Berry, G. Victor
- 018 Gastric emptying patterns in diabetic patients with functional digestive symptoms: First results in 45 patients**
Nesrine Robaine, France
O. Lairez, P. Pascal, I. Berry, G. Victor
- 019 Per oral endoscopic myotomy for the management of pediatric achalasia**
Tsili Zangen, Israel
- 020 Higher baseline cardiac vagal tone implicates a subcortical functional brain network during acute oesophageal pain**
James Ruffle, United Kingdom
S. Coen, V. Giampietro, S. Williams, A. Farmer, Q. Aziz

P-05	POSTER PRESENTATION
12:00–13:00	Aula Maxima
Biomarkers in irritable bowel syndrome/ treatment of visceral pain	
Discussants:	
Gerard Clarke, Ireland	Abstracts 001 – 006
Magnus Simrén, Sweden	Abstracts 007 – 013

- 001 Longitudinal analysis of IBS patients reveals that acquired immune responses are inhibited in symptom flare vs. symptom free**
Patrick Hughes, Australia
C. Mavrangelos, M. Campaniello, J. Andrews, P. Bampton
- 002 A functional SNP of the serotonin transporter gene promoter is associated with IBS**
Beate Niesler, Germany
S. Mohr, N. Hattensperger, C. Martinez, L. Houghton, S. Schmitteckert, M. Goebel-Stengel, M. Kabisch, C. Hammer, D. Knab, I. Vulic, M. D'Amato, T. Zheng, H. Mönnikes, S. Berens, F. Kraus, V. Andresen, T. Frieling, J. Keller, C. Pehl, C. Thöringer, G. Clarke, P. J. Kennedy, J. F. Cryan, T. G. Dinan, E. Quigley, R. Spiller, C. Beltrán, W. Herzog, G. Sayuk, E. A. Mayer, M. Gazouli, L. Kapur-Pojskic, M. Bustamante, X. Estivill, K. Rabionet, G. Boeckxstaens, M. Wouters, M. Simrén, G. A. Rappold, M. Vicario, R. Schäfer, J. Lorenzo-Bermejo, J. Santos, B. Niesler
- 003 Heart rate variability characteristics of patients with Irritable Bowel Syndrome (IBS) and association with symptoms**
Annikka Polster, Sweden
P. Friberg, B. Le Nevé, H. Törnblom, M. Simren

Poster Presentations/Tours by Day

Friday, 25 August 2017

- 004 IBS subgroups based on combination of GI and non-GI symptoms in a general population study**
Annikka Polster, Sweden
H. Törnblom, O. Palsson, W. Whitehead, M. Simren
- 005 IBS brain signature: Cerebral microstructure in Irritable Bowel Syndrome (IBS)**
Eivind Valestrand, Norway
T. Hausken, A. Lundervold
- 006 IBS brain signature: Cortical thickness in the salience network**
Eivind Valestrand, Norway
T. Hausken, A. Lundervold
- 007 Serum proteomics in African American females with IBS: A pilot investigation**
Kristen Weaver, USA
G. D. Eramo Melkus, J. Fletcher, W. A. Henderson
- 008 miRNA-16 and miR-103 impact 5-HT4 receptor signalling and correlate with symptom profile in Irritable Bowel Syndrome (IBS)**
Stefanie Schmitteckert, Germany
C. Wohlfarth, J. D. Härtle, L. Houghton, H. Dweep, M. Forte, A. Ghazaleh, A. Braun, T. Mederer, P. Sarina, P. P. Becker, C. Fischer, M. Granzow, H. Mönnikes, E. A. Mayer, G. Sayuk, G. Boeckxstaens, M. Wouters, M. Simrén, G. Lindberg, B. Ohlsson, P. T. Schmidt, A. Dlugosz, L. Agreus, A. Andreasson, M. D'Amato, B. Burwinkel, J. Lorenzo, R. Röth, F. Lastischka, M. Vicario, M. Metzger, J. Santos, G. A. Rappold, C. Martinez, B. Niesler
- 009 Comparative expression profiling in rectal biopsies of giardia-induced post-infectious IBS: A pilot study**
Beate Niesler, Germany
C. Martinez, C. Thöni, C. Wohlfarth, K. Hanevik, M. Granzow, F. Lasitschka, V. Dizdar, T. Hausken, N. Langeland
- 010 Imaging mast cells by confocal microscopy without fluorescent staining for the diagnosis of Irritable Bowel Syndrome (IBS)**
Kang-Nyeong Lee, Republic of Korea
I.-K. Sung, O.-Y. Lee, J.-H. Kim, E.-J. Kim, H.-Y. Lee, J.-Y. Lee
- 011 Global metabolite profiling of multiple sample types to identify markers for Irritable Bowel Syndrome (IBS)**
Nicole Roy, New Zealand
K. Fraser, H. Noh, W. Young, R. Gearry
- 012 Single nucleotide polymorphisms in the control region of mitochondrial genome are associated with Irritable Bowel Syndrome: A preliminary study**
Weifeng Wang, China
Z. Li, X. Guo
- 013 Identification of an analgesic lipopeptide produced by the probiotic Escherichia coli strain Nissle 1917: Role in visceral hypersensitivity**
Julien Pujo, France

P-06	POSTER PRESENTATION
12:00–13:00	Aula Maxima
Challenges in severe digestive disorders	
Discussant:	
Roberto De Giorgio, Italy	Abstracts 001 – 007

- 001 Correlation between symptoms, quality of life and gastric emptying among dyspeptic patients**
Guillaume Gourcerol, France
M. Courde, C. Melchior, A. M. Leroi, P. Ducrotté
- 002 Prostaglandin reverses colitis through the down regulation of intestinal epithelial permeability**
Camille Pochard, France
P. Aubert, C. Gesret, J. Bregeon, N. Cenac, A. B. Bourreille, G. Meurette, M. Neunlist, M. Rolli Derkinderen
- 003 Inflammatory and oxidative impairment of antral motility in obese patients**
Annunziata Scirocco, Italy
L. Pallotta, M. Carabotti, G. Silecchia, A. Ignazzi, P. Chirletti, A. Cicienia, M. A. Maselli, E. Corazziari, C. Severi
- 004 Influence of nitizinin on the performance of mineralexchange in children with type 1 tyrosinemia**
Galina Volynets, Russia
A. Khavkin, A. Nikitin, G. Volynets, T. Skvortsova, T. Bushueva
- 005 Dynamics of liver dysfunction in children with hereditary tyrosinemia type 1 on the background of pathogenetic therapy**
Galina Volynets, Russia
A. Nikitin, T. Skvortsova, A. Khavkin, T. Bushueva, A. Nikitin, O. Komarova
- 006 Peripheral and central nervous system defects are associated with altered neuronal projections and early neonatal lethality in a mouse model of Goldberg-Shprintzen megacolon syndrome**
Lincon Stamp, Australia
C. Hirst, S. McKeown, A. Bergner, H. Young
- 007 The effect of intraperitoneal placenta-derived mesenchymal stem cell injection in stomachs of diabetic mice**
Sung-Pyo Hong, Republic of Korea
S.-H. Lee, J.-M. Park, W.-H. Kim, K.-I. Kim, I. K. Sung

Poster Presentations/Tours by Day

Friday, 25 August 2017

P-07 POSTER PRESENTATION		
12:00–13:00		Aula Maxima
Stress and functional gastrointestinal disorders		
Discussants:		
Siobhain O'Mahony, Ireland	Abstracts 001 – 006	
Serhat Bor, Turkey	Abstracts 007 – 012	
Rene van den Wijngaard, The Netherlands	Abstracts 013 – 017	
Sigrid Elsenbruch, Germany	Abstracts 018 – 022	
001	Handling of complex data in neurogastroenterology: Multi-step clustering of preclinical data for a combination phytomedicine, STW 5 <i>Olaf Kelber, Germany</i> <i>H. Abdel-Aziz, G. Lorkowski, K. Nieber, M. Storr</i>	008 Microbiota-related changes in bile acid and serotonin metabolism are associated with gastrointestinal dysfunction in a mouse model of autism <i>Anna Golubeva, Ireland</i> <i>S. Joyce, G. Moloney, A. Burokas, A. Sherwin, S. Arboleya, K. Murphy, N. Hyland, C. Stanton, G. Clarke, C. Gahan, T. Dinan, J. Cryan</i>
002	The prevalence and impact of overlapping Rome IV functional gastrointestinal disorders on somatisation, quality of life, and healthcare utilisation: Results from a three-country general population study <i>Imran Aziz, Sweden</i> <i>O. Palsson, H. Tornblom, A. D. Sperber, W. Whitehead, M. Simren</i>	009 STW 5 prevents changes in intestinal permeability induced by psychological stress in mice <i>Michel Neunlist, France</i> <i>P. Aubert, J. Chevalier, T. Durand, A. Bessard, O. Kelber, H. Abdel-Aziz</i>
003	The prevalence of Rome IV functional dyspepsia and its impact on health impairment: Results from a three-country general population study <i>Imran Aziz, Sweden</i> <i>O. Palsson, H. Tornblom, A. Sperber, W. Whitehead, M. Simren</i>	010 Irritable Bowel Syndrome (IBS) and associated health problems: Insights from a primary care registry <i>Egbert Clevers, Sweden</i> <i>B. Vaes, S. Henrard, G. Goderis, J. Tack, H. Törnblom, M. Simrén, L. van Oudenhove</i>
004	Stress differentially alters the plasma and brain metabolomes and caecal microbiome in Wistar Kyoto and Sprague Dawley rats <i>Shalome Bassett, New Zealand</i> <i>W. Young, K. Fraser, J. Webster, J. Dalziel, L. Ryan, J. Cryan, T. Dinan, C. Stanton, G. Clarke, N. Hyland, N. Roy</i>	011 Irritable Bowel Syndrome (IBS) and its comorbidities: What comes first? <i>Egbert Clevers, Sweden</i> <i>B. Vaes, S. Henrard, G. Goderis, J. Tack, H. Törnblom, M. Simrén, L. van Oudenhove</i>
005	The effect of glycoconjugate deoxycholic acid on epithelial integrity and bacterial uptake in duodenal biopsies of patients with functional dyspepsia and healthy volunteers <i>Dorien Beeckmans, Belgium</i> <i>R. Farré, A. Keita, J. Soderholm, J. Tack, H. Vanheel</i>	012 Within-person correlations between gastrointestinal and psychological features of the Irritable Bowel Syndrome (IBS) <i>Egbert Clevers, Sweden</i> <i>J. Tack, H. Törnblom, G. Ringström, L. van Oudenhove, M. Simrén</i>
006	Light therapy (LED 940 nm) recovers colonic motility in experimental colitis of mice <i>Paulo Da Silva Watanabe, United Kingdom</i> <i>R. Aktar, M. O Belém, L. A. Blackshaw, E. J.A. Araújo</i>	013 The effect of intragastric fructose infusion on homeostatic and hedonic brain regions interacts with the effect of emotional state <i>Julie Iven, Belgium</i> <i>J. Biesiekierski, D. Zhao, J. Tack, L. van Oudenhove</i>
007	Gastroesophageal reflux disease after radiofrequency catheter ablation of atrial fibrillation <i>Mariana Floria, Romania</i> <i>O. Barboi, M. Grecu, C. Cijevschi Prelipcean, G. Balan, V.-L. Drug, V.-L. Drug</i>	014 Brain-gut miscommunication: Biopsychosocial predictors of quality of life in IBS <i>Goran Hauser, Croatia</i> <i>S. Pletikovic, M. Tkalcic</i>
		015 Outcome of breath tests in adult patients with suspected small intestinal bacterial overgrowth <i>Johanna Mattsson, Sweden</i> <i>M. T. Minaya, M. Monegro, B. Lebowohl, S. Lewis, P. Green, R. Stenberg</i>
		016 Cav3.2 calcium channels: Targets to relieve colonic hypersensitivity encountered in Irritable Bowel Syndrome (IBD) <i>Elodie Picard, France</i> <i>F. A. Carvalho, E. Bourinet, A. Eschalier, L. Daulhac, C. Mallet</i>

- 017** **NUCB2/nesfatin-1 is associated with the severity of eating disorder symptoms in female obese patients**
Elena Weibert, Germany
T. Hofmann, U. Elbelt, M. Rose, A. Stengel
- 018** **Antibiotic treatment prevents stress-induced plasticity in the PVN**
Agnieszka Zurek, Canada
T.-L. Sterley, D. Baimoukhametova, J. Bains
- 019** **Evaluating the efficacy of mixture of boswellia carterii, zingiber officinale and achillea millefolium on severity of symptoms, anxiety and depression in Irritable Bowel Syndrome (IBS) patients**
Ali Toghiani, Islamic Republic of Iran
A. Kazemian, K. Shafiei, H. Afshar, R. Rafei, M. Memari, P. Adibi
- 020** **Anhedonia is related to more severe abdominal pain in Irritable Bowel Syndrome (IBS) and Inflammatory Bowel Disease (IBD)**
Luna Carpinelli, Italy
C. Bucci, A. Santonicola, F. Zingone, C. Ciacci, P. Iovino
- 021** **Homozygous variants in MYLK and LMOD1 cause Megacystis Microcolon Intestinal Hypoperistalsis Syndrome by disruption of smooth muscle contractility**
Robert Hofstra, The Netherlands
D. Halim, E. Brosens, M. Wangler, M. Wilson, J. Verheij, F. Muller, A. Burns, A. Beaudet, J. Miano, M. Alves
- 022** **Stress gone viral: Chronic social stress induces marked changes in the gut virome in mice**
Veronica Peterson, Ireland
A. Burokas, L. Draper, M. Dalmasso, R. Cabrera-Rubio, F. Crispie, P. Cotter, T. Dinan, C. Hill, J. Cryan
- 003** **Effect of faecal microbiota transplantation on the enteroendocrine cells of the colon in patients with Irritable Bowel Syndrome (IBS): Double blinded-placebo controlled study**
Magdy El-Salhy, Norway
P. Holger Johnsen, T. Mazzawi, M. El-Salhy, T. Hausken, R. Goll, P. C. Valle
- 004** **Co-storage of enteroendocrine hormones evaluated at the cell and subcellular levels**
Linda Fothergill, Australia
B. Callaghan, B. Hunne, D. Bravo, J. Furness
- 005** **Different proton pump inhibitors are equally effective in inducing endoscopic and histologic remission in patients with proton pump inhibitor-response esophageal eosinophilia**
Edoardo Savarino, Italy
S. Tolone, N. de Bortoli, O. Bartolo, V. Savarino, M. della Coletta
- 006** **Proximal esophageal baseline impedance levels are able to discriminate between scleroderma patients with and without esophageal involvement**
Edoardo Savarino, Italy
P. Zentilin, E. Marabotto, S. Tolone, G. Bodini, N. de Bortoli, V. Savarino, M. della Coletta
- 007** **Severe system reactions at children with intolerance to fish**
Anatoly Khavkin, Russia
N. Esakova, E. Varlamov, A. Pampura, O. Komarova
- 008** **Gluten causes symptom relapse in a small group of patients with suspected non-coeliac gluten sensitivity: A randomized, double-blind placebo controlled challenge**
Jan Gunnar Hatlebakk, Norway
N. Hovdenak, S. Otteraaen Ystad, G. Arslan Lied, H. Fjeldheim Dale
- 009** **The influence of gluten free diet on the enteric nervous system and intestinal microbiota of mice**
David Grundmann, Germany
V. Zevallos, S. Lehnerts, A. Braun, S. Tauchnitz, S. Weis, M. Egert, D. Schuppan, K.-H. Schäfer
- 010** **Low FODMAP diet improves symptoms and quality of life in patients with radiation-induced small bowel disease: A pilot study**
Trine Larsen, Norway
T. Hausken, S. Ystad, G. Lied, N. Hovdenak, B. Mueller
- 011** **Peculiarities of the upper gastrointestinal tract motility in children with atopic dermatitis**
Anatoly Khavkin, Russia
V. Novikova, A. Listopadova, O. Demchenkova, Y. Zamyatina

P-08	POSTER PRESENTATION
------	---------------------

12:00–13:00	Aula Maxima
-------------	-------------

Luminal signalling/ Food allergies and intolerances	
--	--

Discussants:	
--------------	--

Inge Depoortere, Belgium	Abstracts 001 – 006
--------------------------	---------------------

Catia Sternini, USA	Abstracts 007 – 011
---------------------	---------------------

001	Innervation and chemical taxonomy of gastric enteroendocrine cells
------------	---

<i>Brid Callaghan, Australia</i>

<i>B. Hunne, J. Fakhry, F. Linda, S. Ward, K. Sasse, J. Furness</i>

002	Abnormal stem cells and differentiation progeny into enteroendocrine cells in the colon of patients with IBS
------------	---

<i>Magdy El-Salhy, Norway</i>

<i>T. Hausken, O. H. Gilja, J. G. Hatlebakk</i>

Poster Presentations/Tours by Day

Friday, 25 August 2017

P-09	POSTER PRESENTATION
12:00–13:00	Aula Maxima
Mixed topics	
Discussants:	
David Grundy, United Kingdom	Abstracts 001 – 005
André Smout, The Netherlands	Abstracts 006 – 010
Adam Farmer, United Kingdom	Abstracts 011 – 015
Ihsan Ekin Demir, Germany	Abstracts 016 – 021

- 001** **Cost effective of IBDoc as a surrogate marker of mucosal healing in IBD patients post induction of biological agents**
Gafer Elsafi, Ireland
L. Barry, K. Sugrue, M. Farman, D. Fitzgerald, A. Alhanaee, M. Buckley, J. McMarthy
- 002** **Acute tryptophan depletion increases esophageal sensitivity to acid perfusion in health**
Charlotte Broers, Belgium
B. van Houtte, P. Vermeersch, N. Peersman, J. Tack, A. Pauwels
- 003** **Effect of faecal microbiota transplantation on the symptoms and gut microbiota in patients with Irritable Bowel Syndrome (IBS)**
Trygve Hausken, Norway
T. Mazzawi, G. Arslan Lied, D. A. Sangnes, J. E. Roksund Hov, O. H. Gilja, J. G. Hatlebakk, M. El-Salhy
- 004** **The levels of pantoprazole in human breast milk and plasma: Two compartment model**
Pelin Ergun, Turkey
S. Bor, S. Karacaoglu, S. Kipcak, G. Turkyilmaz, E. Karasulu
- 005** **Validation of the Korean version of the GerdQ questionnaire for diagnosis of gastro-esophageal reflux disease**
Kee-Wook Jung, Republic of Korea
Y.-W. Min, K.-S. Hong, H.-J. Son, O.-Y. Lee
- 006** **Pathogenic mechanisms of esophageal peristaltic dysfunction by high resolution manometry in patients with systemic sclerosis**
Joon-Seong Lee, Republic of Korea
- 007** **Anti-inflammatory mechanisms of action in FD and IBS: The example of STW 5**
Olaf Kelber, Germany
K. Nieber
- 008** **Inflammatory conditions favor the interactions between T cells and enteric glial cells**
Julie Pabois, France
T. Durand, J. A. Gonzales, M. Neunlist, I. Neveu, P. Naveilhan
- 009** **Parasympathomimetic agents inhibit pancreatic cancer growth by suppression of the p44/42 MAPK signalling pathway and increase overall survival**
Paulo Leonardo Pfitzinger, Germany
I. E. Demir, E. Tieftrunk, K. Wang, H. Friess, G. O. Ceyhan
- 010** **Chronic gut leakiness induces gender-specific neurobehavioral alterations in transgenic CA-MLCK mice**
Marion Rincel, France
L. Xia, C. Monchaux de Oliveira, J. Thomas, V. Bacquie, L. Gras, A. Dinca, S. Barnett Burns, Y. Matime, J. Turner, L. Capuron, V. Théodorou, L. Ferrier, M. Darnaudéry
- 011** **Wireless optogenetics: Development of simultaneous activation of multiple light emitting diodes (green and blue) for activation or inhibition of multiple different neural pathways**
Nick Spencer, Australia
- 012** **Influence of dimethyl fumarate on murine post-operative ileus**
Jonas van Dingenen, Belgium
R. A. Lefebvre
- 013** **Investigation to prevent postoperative ileus via peroral CO**
Jonas van Dingenen, Belgium
C. Steiger, M. Zehe, L. Meinel, R. A. Lefebvre
- 014** **Innervation pattern of the distal mucosal squamous epithelium may underlie hyposensitivity to acid reflux in patients with Barrett's oesophagus**
Philip Woodland, United Kingdom
F. Grassi, J. Evans, S. McDonald, M. Peiris, R. Aktar, J. Ooi, C. Lee, L. A. Blackshaw, D. Sifrim
- 015** **Melanin-concentrating hormone receptor 1 expression in colon: A multiplex immunohistochemical study with colon with „normal“ donors and patients with Inflammatory Bowel Disease (IBD)**
Nicholas Barnes, United Kingdom
S. Yusoff, G. Grafton, T. Pinkney
- 016** **Tickling the 5-HT₃ receptor: Potential therapeutic opportunities for patients with diarrhea-predominant Irritable Bowel Syndrome (IBS) from the selective 5-HT₃ receptor partial agonist, CSTI-300**
Nicholas Barnes, United Kingdom
A. Roberts, G. Grafton, Y. Mo, D. Meng, D. Xie, S. Liu, P. Guzzo
- 017** **Radiocontrast media guided interpretation for lactulose hydrogen breath test**
Jong-Sun Rew, Republic of Korea
S.-Y. Park, S.-W. Park, S.-W. Park, J.-H. Seo, E.-A. Cho, C.-H. Park, H.-S. Kim
- 018** **NDRG4 is an enteric neuronal protein which attenuates intestinal tumor progression and protects against colitis-induced injury**
Nathalie Vaes, The Netherlands
V. Melotte, G. Rademakers, M. J. Gijbels, K. L. Dae-nen, K. A. D. Wouters, R. M. W. Hofstra, M. van Engeland

- 019** **Prevalence of joint hypermobility varies between subtypes of Irritable Bowel Syndrome (IBS)**
Daniel Pohl, Switzerland
A. Zweig, V. Schindler, A. S. Becker, M. Fried
- 020** **Attentional and physiological processing of food images in functional dyspepsia patients**
In-Seon Lee, Germany
H. Preissl, K. Giel, K. Schag, P. Enck
- 021** **Neural processing of fat and fat information in food: An fMRI study in healthy subjects and Functional Dyspepsia (FD) patients**
In-Seon Lee, Germany
H. Preissl, P. Enck
- 006** **Intermittent fasting does not protect, but exacerbates sickness behavior due to the viral mimic Poly (I:C)**
Geraldine Zenz, Austria
F. Reichmann, A. Jacan, A. Hassan, P. Holzer
- 007** **Alterations of gut microbiota composition in patients with chronic alcohol overconsumption**
Steinar Traae Bjørkhaug, Norway
H. Aanes, V. Skar, A. W. Medhus, J. G. Bramness, J. Valeur
- 008** **Vagal nerve activity is stimulated by GABA-secreting probiotics signalling across the colonic mucosal barrier**
Maria Buckley, Ireland
G. O'Driscoll, C. Stanton, D. O'Malley
- 009** **Peptide YY is a critical regulator of gut microbiota composition specifically under conditions of sucralose or high fat diet exposure**
Aitak Farzi, Austria
F. Reed, L. Zhang, P. Holzer, H. Herzog
- 010** **Deep brain stimulation of the nucleus accumbens shell augments body weight without affecting food intake in rats**
Philip Prinz, Germany
P. Kobelt, S. Scharner, M. Goebel-Stengel, D. Harnack, K. Faust, Y. Winter, M. Rose, A. Stengel
- 011** **Lactobacillus helveticus R0052 and Bifidobacterium longum R0175 affect one-carbon metabolism in depressive-like rats**
Sandra Tillmann, Denmark
H. M. Awwad, A. R. Eskelund, G. Treccani, J. Geisel, G. Wegener, R. Obeid
- 012** **The impact of vancomycin on the jejunal myoelectric activity and intestinal bacterial overgrowth in hypochlorhydria: Experimental study**
Nataliya Tropskaya, Russia
I. Shashkova, T. Popova
- 013** **In vitro screening of human-derived lactobacilli for novel psychobiotic potential**
Niamh Wiley, Ireland
T. Dinan, J. Cryan, E. Patterson, P. Ross, C. Stanton
- 014** **Oligofructose-enriched Inulin improved learning in adulthood and altered stress-induced immune priming in aged male mice**
Marcus Boehme, Ireland
M. van de Wouw, K. V. Sandhu, A. Golubeva, K. A. Scott, C. Stanton, T. G. Dinan, H. Schellekens, J. F. Cryan
- 001** **Maternal antibiotic/prebiotic consumption alters behavior and expression of inflammatory markers and neurotransmitters in offspring**
Nicole Cho, Canada
A. Nicolucci, T. Klancic, K. Sharkey, R. Mychasiuk, R. A. Reimer
- 002** **Alteration of gut microbiota composition by the administration of probiotics in healthy individuals**
Kwang-Jae Lee, Republic of Korea
C.-K. Noh
- 003** **Screening of bacterial-derived metabolites for Growth Hormone Secretagogue receptor 1a modulation**
Valerie T. Ramirez, Ireland
L. van Leuven, M. Coakley, R. P. Ross, M. C. Rea, J. F. Cryan, H. Schellekens
- 004** **Effects of dietary intake of Lactobacillus gasseri CP2305 (CP2305) on the depressive-like behaviours in subchronic mild social defeat stress (sCSDS) model of mice**
Atsushi Toyoda, Japan
T. Goto, T. Kawase, T. Tsukahara, S. Fujiwara
- 005** **Effects of rifaximin on neural responses to social stress: A pilot experiment**
Hui-Ying Wang, Germany
P. Enck, C. Braun

P-10	POSTER PRESENTATION
12:00–13:00	Aula Maxima
Dietary interventions including probiotics, prebiotics and synbiotics	
Discussants:	
Fernando Azpiroz, Spain	Abstracts 001 – 006
Vassilia Théodorou, France	Abstracts 007 – 010
Niall Hyland, Ireland	Abstracts 011 – 014

Poster Presentations/Tours by Day

Saturday, 26 August 2017

P-11	POSTER PRESENTATION
12:00–13:00	Aula Maxima
Enteric plasticity	
Discussant:	
Nick Spencer, Australia	Abstracts 001 – 006

- 001 Cholera toxin-evoked sustained hyperexcitability in murine cholinergic submucosal neurons**
Candice Fung, Belgium
K. Koussoulas, P. Unteweger, A.P. Allen, J. Bornstein, J. Foong
- 002 Changes of enteric neurons and glia cells in the animal model of acute and chronic ulcerative colitis**
Dmitry Khochanskiy, Russia
O. Makarova, S. Buravkov, S. Kirukhin
- 003 Providing a molecular window on visceral sensitivity in intestinal schistosomiasis**
Samuel van Remoortel, Belgium
O. Eissa, R. Buckinx, J.-P. Timmermans
- 004 Ultrastructural analysis of myenteric plexus and smooth muscular cells in colon of infected mice in prolonged infection of Chagas disease**
Camila França Campos, Brazil
S. Dantas Cangussu, P. Massara Martinelli, C. Teixeira Cartelle, M. d. Lourdes Noviello, R. Maria Esteves Arantes
- 005 Alterations in sigmoid interstitial cells of Cajal and their impact on colon function and clinical symptomatology in patients with diverticular disease**
Krzysztof Gil, Poland
J. Frey, A. Pasternak, R. Herman, P. Walega, A. Gil, J. Walocha
- 006 Ghrelin sensitises colonic myenteric neurons to the neurostimulatory effects of Glucagon-like peptide-1**
Rebecca O'Brien, Ireland
M. M. Buckley, K. Barry-Murphy, D. O'Malley

P-12	POSTER PRESENTATION
12:00–13:00	Aula Maxima
Neurogastroenterology: Across the lifespan	
Discussants:	
Luis Novais, Portugal	Abstracts 001 – 005
Miriam Goebel-Stengel, Germany	Abstracts 006 – 010
Beate Niesler, Germany	Abstracts 011 – 015
Edoardo Savarino, Italy	Abstracts 016 – 019

- 001 Neurotransmission in Irritable Bowel Syndrome (IBS): Glutamate and glutamine (Glx), but not GABA+, concentrations in right anterior insula are inversely correlated to pain duration**
Olga Bednarska, Sweden
S. Tapper, J. Sjö Dahl, A. Icenhour, A. Tisell, S. Witt, M. Engström, P. Lundberg, S. Walter

- 002 The potential impact of mode of delivery, gestational age at birth and multiplicity on neurodevelopmental outcome in early childhood**
Aoife Collery, Ireland
C.-A. O'Shea, E. Dempsey, A. Ryan, C. Stanton
- 003 Presence of non-included digestive symptoms in Rome III Criteria for diagnosis of Irritable Intestinal Syndrome in symptomatic patients**
Nicolás Hernández, Chile
D. Vera, E. Pérez de Arce, A. M. Madrid
- 004 Colonic flora and small intestine bacterial overgrowth in patients with Intestinal Bowel Syndrome (IBS) by Rome III criteria**
Daniela Vera, Chile
G. Araneda, M. Villanueva, E. Pérez de Arce, A. M. Madrid
- 005 Optimal cutoff value of integrated relaxation pressure for esophagogastric junction outflow obstruction in the Sandhill high-resolution manometry system**
Yang-Won Min, Republic of Korea
B.-G. Song, P.-L. Rhee
- 006 Isolation of myenteric neurons from adult human colon, to investigate changes during advanced age and degenerative disorders**
Alexandra Palmer, United Kingdom
S. Ahmed, M. Thaha, C. Knowles, G. Sanger
- 007 Clinical course and outcome in patients with severe dysphagia after lateral medullary syndrome**
Jin-Woo Park, Republic of Korea
J.-K. Choi, J.-Y. Chun
- 008 The contribution of TRPM7-channels for generating phasic contractions of gastric antrum and colon smooth muscle**
Robert Patejdl, Germany
C. Adams, T. Noack
- 009 The gastrointestinal regional pH profile is altered in patients with type 1 diabetes and peripheral neuropathy**
A. Wegeberg, Denmark
C. Brock, B. Brock, A. D. Farmer, A. R. Hobson, J. R. Semler, M. Scott
- 010 Chronic stress in informal dementia caregivers: Differential effects on the Brain-Gut-Microbiome axis**
Andrew Patrick Allen, Ireland
A. Ní Chorcoráin, J. Wall, A. M. Cusack, J. F. Cryan, T. G. Dinan, P. M. Kearney, D. W. Molloy, G. Clarke
- 011 The effects of the active metabolites of sodium picosulfate and senna on human colorectal neuromuscular activity**
John Broad, United Kingdom
F. Scott, A. Palmer, V. Kung, M.-A. Kouassi, S. Elahi, C. Knowles, G. Sanger

- 012 The impact of naloxegol treatment on gastrointestinal transit and colonic volume**
Debbie Grønlund, Denmark
A. E. Olesen, J. L. Poulsen, C. Brock, A. M. Drewes
- 013 Acid and weakly acidic reflux as a cause of chronic unexplained cough**
Thomas Herregods, The Netherlands
A. Pauwels, J. Jafari, D. Sifrim, A. Smout, A. Brendenoord, J. Tack, A. Smout
- 014 Prospective randomized clinical trial with three antibiotics therapies in treatment of small intestinal bacterial overgrowth**
Edith Pérez de Arce, Chile
D. Vera, C. Defilippi, G. Landskron, A. M. Madrid
- 015 Signs of leaky gut in Parkinson's disease**
Agata Mulak, Poland
S. Budrewicz, M. Panek-Jeziorna, M. Koszewicz, M. Jasinska, B. Marczak-Karpina, K. Slotwinski
- 016 The effects of ageing on gene expression in the human colon**
Alexandra Palmer, United Kingdom
J. Broad, S. Elahi, F. Scott, C. Knowles, G. Sanger
- 017 Effects of hesperetin on the gastric antral motility**
Kyung-Sik Park, Republic of Korea
S.-H. Park, K.-S. Park, T.-W. Kim, J.-G. Kwon
- 018 Prolonged-release oxycodone/naloxone improves anal sphincter relaxation compared to oxycodone plus macrogol 3350**
Jakob Lykke Poulsen, Denmark
C. Brock, D. Grønlund, D. Liao, H. Gregersen, K. Krogh, A. M. Drewes
- 019 Lactobacillus rhamnosus JB-1 reverses old-age-related reduction in murine vagal afferent firing frequency**
Christine West, Canada
A. Stanisz, K.-A. McVey Neufeld, J. Bienenstock, W. A. Kunze
- 002 The effect of opioid treatment on colorectal motility assessed by electromagnetic capsules**
Esbén Bolvig Mark, Denmark
J. L. Poulsen, A.-M. Haase, M. Espersen, V. Schlager, M. Scott, K. Krogh, A. M. Drewes
- 003 Assessment of colorectal length using the electromagnetic capsule tracking system: A comparative validation study in healthy subjects**
Esbén Bolvig Mark, Denmark
J. L. Poulsen, A.-M. Haase, J. B. Frøkjær, V. Schlager, M. Scott, K. Krogh, A. M. Drewes
- 004 Decreased esophageal wall compliance and longitudinal muscle dysfunction in esophagogastric junction outflow obstruction**
Ji-Hyun Kim, Republic of Korea
- 005 Predictive model of biofeedback therapy responsiveness based on three-dimensional integrated pressurized volume in female patients with dyssynergic defecation using high-resolution anorectal manometry**
Myeong-Sook Seo, Republic of Korea
S.-G. Joo, J. Lee, H. J. Lee, S.-W. Hwang, S.-H. Park, D.-H. Yang, B.-D. Ye, J.-S. Byeon, S.-K. Yang, K.-W. Jung, S.-J. Myung
- 006 Normative values of regional and sub-regional gastrointestinal motility and contractility parameters using the wireless motility capsule**
A. Wegeberg, Denmark
B. Brock, A. R. Hobson, S. D. Mohammed, S. M. Scott, D. Richards, J. R. Semler, P. Hellström, A. M. Drewes, C. Brock, A. D. Farmer
- 007 Defining response to the PAC-SYM questionnaire in patients with chronic constipation**
Yan Yiannakou, United Kingdom
J. Tack, H. Piessevaux, D. Dubois, E. Quigley, M. Ke, S. Da Silva, A. Joseph, R. Kerstens
- 008 Per oral endoscopic myotomy: A tertiary center experience in Turkey with 225 cases**
Fatih Aslan, Turkey
Z. Akpinar, D. Arslan Yurtlu, S. Bor, B. Unsal
- 009 Operation of patients with congenital anorectal malformations seem to impair the rectoanal inhibitory reflex and therefore increase the chance on constipation**
Venla den Hollander, The Netherlands
P. Broens
- 010 High resolution anorectal manometry in multiple sclerosis patients: A pilot study**
Agata Ladic, Croatia
K. I. Tudor, N. Rustemovic, Z. Krznaric

P-13 Poster Presentation**12:00–13:00****Aula Maxima****New technologies in clinical neurogastroenterology**

Discussants:

Eamonn Quigley, USA

Abstracts 001 – 006

Asbjørn Mohr Drewes, Denmark

Abstracts 007 – 011

- 001 Gastrointestinal motility and luminal pH influence in vivo dissolution and systemic drug absorption in human gastrointestinal tract under fasted and fed conditions**
Mark Koenigskecht, USA
J. Baker, A. Fioritto, Y. Tsume, B. Wen, J. Dickens, A. Yu, K. Shedden, A. Lee, W. Hasler, G. Amidon, D. Sun

Poster Presentations/Tours by Day

Saturday, 26 August 2017

- 011** **Role of esophageal intraluminal baseline impedance levels in patients with suspected gastroesophageal reflux symptoms**
Kyoungwon Jung, Republic of Korea
M.-I. Park, S. J. Park, W. Moon, S. E. Kim, J. H. Kim, S. R. Jee
- 012** **Provocative testing increases the diagnostic yield of high resolution oesophageal manometry in patients with oesophageal diverticula**
Fabien Wuestenberghs, Belgium
C. Melchior, A.-M. Leroi, G. Gourcerol

- 007** **Hypnotherapy as complementary treatment for pain in chronic pancreatitis: A pilot study of four patients**
Jacob Juel, Denmark
R. Abrahamsen, S. Schou Olesen, A. Mohr Drewes
- 009** **Altered expression of membrane transporters in colonic mucosa of patients with Irritable Bowel Syndrome (IBS) and Post-Infectious (PI)-IBS compared to healthy subjects**
Rebecca Wall, Sweden
T. Marques, H. Edebol-Carlman, J. Sundin, R. Vumma, I. Rangel, R. Brummer

P-14	POSTER PRESENTATION
12:00–13:00	Aula Maxima
Biomarkers in irritable bowel syndrome/ Treatment of visceral pain	
Discussants:	
Jan Tack, Belgium	Abstracts 001 – 006
Guy Boeckstaens, Belgium	Abstracts 007 – 009

- 001** **A potential role for actinomycetales as a modulator of resting state functional connectivity: A pilot study**
Nawroz Barazanji, Sweden
O. Bednarska, S. Witt, M. Engström, Å. Keita, R. Simon, S. Walter
- 002** **Hormonal contraceptive use is associated with increased levels lipopolysaccharide-binding protein, but not inflammation**
Siobhain O'Mahony, Ireland
L. Simons, T. G. Dinan, J. F. Cryan, S. O'Mahony
- 003** **Assotiation between small intestinal bacterial overgrowth, characteristics of anorectal motility and rectal sensitivity in patients with diarrhea-predominant irritable bowel syndrome**
Olga Storonova, Russia
E. Poluektova, S. Kuchumova, V. Ivashkin, A. Sheptulin, O. Shifrin, A. Ulyanin, A. Trukhmanov
- 004** **Enhanced organization of bilateral anterior limb of internal capsule in Irritable Bowel Syndrome (IBS) relates to gastrointestinal specific anxiety**
Suzanne Witt, Sweden
A. Icenhour, O. Bednarska, M. Engström, S. Walter
- 005** **Can mast cell stabilizers reduce pain in pancreatitis?**
Sarah Klauss, Germany
S. Schorn, I. E. Demir, S. Teller, H. Friess, G. Ceyhan
- 006** **BCL-3 upregulation by mast cells in Irritable Bowel Syndrome (IBS) patients**
Caroll Beltran, Chile
V. Torres, H. Portillo, D. Vera, E. Pérez de Arce, A. M. Madrid, E. Quigley, J. F. Cryan, M. Vicario

P-15	POSTER PRESENTATION
12:00–13:00	Aula Maxima
Challenges in severe digestive disorders	
Discussants:	
Ram Dickman, Israel	Abstracts 001 – 005
Alexander Trukhmanov, Russia	Abstracts 006 – 009

- 001** **Esophageal stasis on barium esophagogram in achalasia patients without symptoms after treatment does not predict symptom recurrence**
Froukje van Hoeij, The Netherlands
A. Smout, A. Smout
- 002** **Amyloid in the intestines: Myopathy seems the most likely cause of dysmotility**
Marjanne den Braber-Ymker, The Netherlands
S. Heijker, M. Lammens, I. Nagtegaal
- 003** **The influences of visceral fat area on the sites of esophageal mucosal breaks and symptom severities in subjects with gastroesophageal reflux diseases**
Jae-Hak Kim, Republic of Korea
E. Cho
- 004** **Inhibition of human gastric dysrhythmia by sildenafil, not by Ano1 inhibitors**
Marie-Ange Kouassi, United Kingdom
A. Palmer, J. Broad, F. Scott, S. Elahi, A. Goralczyk, M. Adebibe, K. Mannur, P. Novak, G. Sanger
- 005** **A pilot feasibility study of gastroparesisclinic.org: An online assessment and psychological treatment program for gastroparesis patients**
Sally Woodhouse, Australia
S. R. Knowles, G. Hebbard
- 006** **Gastroesophageal reflux and esophageal dysmotility prevalence in candidates for lung transplantation and the influence of esophagogastric gradients**
Constanza Ciriza de los Ríos, Spain
L. Cuevas, M. Galovart, I. Castel, F. Canga
- 007** **Postprandial response of gut regulatory hormones by standardized meal stimulation among patients with gastrectomy**
Hye-Kyung Jung, Republic of Korea
K.-E. Lee, J.-H. Lee

Poster Presentations/Tours by Day

Saturday, 26 August 2017

- 008 Demand for psychological support: Perspective of patients with inflammatory bowel disease (IBD)**
Nazar Mazurak, Germany
T. Klag, N. Mazurak, L. Fantasia, J. Schwille-Kuntke, A. Kirschniak, C. Falch, M. Goetz, N. P. Malek, P. Enck, J. Wehkamp
- 009 Therapeutic effects of Mesenchymal Stromal Cells on anxiety and depression-like behavior in a model of radiation-induced persistent visceral hypersensitivity**
Alexandra Semont, France
A. Accari, C. Demarquay, C. Durand, P. Lestavel, R. Tamarat
- 007 Sex difference of eating behavior and gastrointestinal function in response to stress in rat**
Yong-Sung Kim, Republic of Korea
H.-S.g Ryu, S.-C. Choi, M.-S. Park, S.-H. Park, J.-G. Kwon, M.-Y. Lee
- 008 Isolation of human gastric interstitial cells of cajal**
Flora Scott, United Kingdom
M.-A. Kouassi, G. Warnes, E. Hornsby, S. Elahi, M. Adedibe, A. Goralczyk, K. Mannur, P. Novak, G. Sanger
- 009 Dynamic gastrointestinal serotonergic responses to an acute stressor: Role of host genetics**
Joshua Lyte, Ireland
M. Goodson, N. Kelley-Loughnane, T. Dinan, J. Cryan, G. Clarke

P-16 POSTER PRESENTATION

12:00–13:00 Aula Maxima

Stress and functional gastrointestinal disorders

Discussants:

Jordi Serra, Spain	Abstracts 001 – 005
Kirsteen Browning, USA	Abstracts 006 – 010
Paul Enck, Germany	Abstracts 011 – 016
Giovanni Barbara, Italy	Abstracts 017 – 022

- 001 Ghrelin enhances GLP-1 induced neuronal activation in the distal colon**
Maria Buckley, Ireland
R. O'Brien, D. O'Malley
- 002 Patients symptoms are not predictive for GERD when compared with esophageal functional test and endoscopy**
Lidia Cuevas Del Campo, Spain
C. Ciriza de los Ríos, F. Canga
- 003 The prevalence and psychopathology of functional gastrointestinal disorders in psychiatric outpatients**
Suck-Chei Choi, Republic of Korea
H.-S. Ryu, S.-H. Jang, Y.-S. Kim, S.-H. Park, S.-Y. Lee, M. Y. Lee
- 004 Clinical features of Irritable Bowel Syndrome (IBS) in migraine patients**
Anastasya Dolgushina, Russia
M. Karpova, O. Serousova
- 005 Acute stress diminishes unspecific treatment effects on gastric motility in nausea**
Carmen Jacob, Germany
V. Hoffmann, E. Olliges, A. Haile, B. Jacobi, L. Steinkopf, M. Lanz, M. Tschöp, K. Meissner
- 006 The increased level of depression and anxiety in Irritable Bowel Syndrome (IBS) patients compared with healthy controls: Systematic review and meta-analysis**
Yong-Sung Kim, Republic of Korea
C.-H. Lee, E.-Y. Doo, J.-M. Choi, S.-H. Jang, H.-S. Ryu, J.-Y. Lee, J.-H. Oh, J.-H. Park
- 010 Brain MRI reveals white matter tract abnormalities in patients with idiopathic fecal incontinence**
Janusiya Muthulingam, Denmark
S. Haas, T. M. Hansen, S. Laurberg, L. Lundby, H. Stødkilde Jørgensen, A. M. Drewes, K. Krogh, J. B. Frøkjær
- 011 Activity-based anorexia rats show an increased activation of nesfatin-1 immunoreactive neurons in distinct brain nuclei**
Philip Prinz, Germany
S. Scharner, M. Goebel-Stengel, P. Kobelt, M. Rose, A. Stengel
- 012 Acid ion channel 4 and 5-hydroxytryptamine receptors may modulate pain sensations: Results from a rat model of gastro-esophageal reflux disease**
Gudrun Ulrich-Merzenich, Germany
A. Shscherbakova, O. Kelber, H. Abdel-Aziz
- 013 Early-life stress promotes alterations in intestinal permeability in juvenile rats**
Javier Bravo, Chile
C. Astudillo-Guerrero, J. Escobar-Luna, G. Rosi-Vargas, C. Barrera-Bugueño, M. Gotteland, M. Julio-Pieper
- 014 Add-on alginate to proton pump inhibitor therapy in patients with breakthrough symptoms: A post-hoc analysis using a clinically relevant responder rate**
Peter Bytzer, Denmark
C. Coyle, T. Pavion, F. Lewis
- 015 Influence of STW5, an herbal preparation, on the microbiome in an experimental model of functional dyspepsia**
Mohamed T. Khayyal, Egypt
N. Abdel-Tawab, S. El-Sayed, O. Kelber, H. Abdel-Aziz

Poster Presentations/Tours by Day

Saturday, 26 August 2017

- 016 A prospective assessment of bowel habit in patients with non-constipated Irritable Bowel Syndrome (IBS)**
Oh-Young Lee, Republic of Korea
B. C. Yoon, H. S. Choi, D. W. Jun, H. L. Lee, K. N. Lee, J. Y. Lee
- 017 Preliminary evidence for increased parasympathetic activity during social inclusion and exclusion in adolescents with functional abdominal pain**
Nazar Mazurak, Germany
M. D. Gulewitsch, A. Jusyte, N. Mazurak, K. Weimer, M. Schöenberg
- 018 Microbial regulation of hippocampal miRNA expression: Implications for transcription of kynurenine pathway enzymes**
Gerard Moloney, Ireland
O. O'Leary, E. Salvo-Romero, L. Desbonnet, F. Shanahan, T. G. Dinan, G. Clarke, J. F. Cryan
- 019 A GLP-1 mimetic alleviates Irritable Bowel Syndrome-like symptoms in the Wistar Kyoto rat**
Rebecca O'Brien, Ireland
M. M. Buckley, K. O'Halloran, D. O'Malley
- 020 The overlap of functional gastrointestinal disorders and quality of life of patients in the department of psychiatry**
Han-Seung Ryu, Republic of Korea
S.-H. Jang, S.-C. Choi, Y.-S. Kim, S.-H. Park, M.-Y. Lee, S.-Y. Lee
- 021 The impact of gut microbial short-chain fatty acids on psychosocial stress-induced deficits in brain physiology and behaviour**
Marcel van de Wouw, Ireland
T. Dinan, J. Cryan
- 022 The influence of the multicomponent herbal preparation STW5 on intestinal inflammation and motility**
Sarah Lehnerts, Germany
L. Marx, D. Grundmann, D. Schreiber, A. Braun, H. Abdel-Aziz, O. Kelber, K.-H. Schäfer
- 002 Self-reported food intolerance in Korean patients with Irritable Bowel Syndrome (IBS)**
Kyung-Sik Park, Republic of Korea
H.-J. Lee, K.-S. Hong, E.-H. Kang, K.-W. Jung, S.-J. Myung, Y.-W. Min, C.-H. Choi, H.-S. Ryu, S.-C. Choi, J.-K. Choi, K.-S. Park
- 003 Nutrition characteristics and impact on life quality in Irritable Bowel Syndrome (IBS): An example of Turkey**
Zehra Akpinar, Turkey
N. Uner, E. Unsal Avdal, B. N. Ozgursoy Uran
- 004 Role of oxidative stress and TRPA1 channels in oxaliplatin-induced gastrointestinal disturbances**
Piyush Jain, Belgium
R. Nassini, C. Fusi, S. Li Puma, P. Geppetti, S. Matarazzi
- 005 Gluten intolerance in Korean patients with Irritable Bowel Syndrome (IBS)**
Hyun-Jin Kim, Republic of Korea
H.-J. Lee, K.-W. Jung, Y.-W. Min, C.-H. Choi, H.-S. Rye, J.-K. Choi, J.-G. Kwon, I.-G. Seong, K.-S. Park
- 006 Better response to low FODMAP diet in JH negative patients with disorders of gut-brain interaction**
Daniel Pohl, Switzerland
A. Zweig, V. Schindler, A. S. Becker, J. Zeitz, M. Fried
- 007 Associations between microbiota, colonic volume and breath gasses during a low FODMAP diet**
Jonna Jalanka, Finland
T. Sloan, G. Major, S. Krishnasamy, S. Pritchard, M. Lomer, P. Gowland, R. Spiller

P-17 POSTER PRESENTATION

12:00–13:00 **Aula Maxima**

Luminal signalling/ Food allergies and intolerances

Discussant:

Jessica Biesiekierski, Belgium Abstracts 001 – 007

001 Effect of soluble mediators from Staphylococcus aureus on intestinal epithelial function and sensory signaling

Friederike Uhlig, United Kingdom

S. Foster, D. Krueger, M. Schemann, D. Grundy

P-18 POSTER PRESENTATION

12:00–13:00 **Aula Maxima**

Mixed topics

Discussants:

Andreas Friebe, Germany Abstracts 001 – 006

Goran Hauser, Croatia Abstracts 007 – 012

Hans Törnblom, Sweden Abstracts 013 – 018

Søren Schou Olesen, Denmark Abstracts 019 – 024

001 Intestinal microbiota modulates Reg3-dependent epithelial host responses

Danica Bajic, Germany

C. Stein-Thoeringer

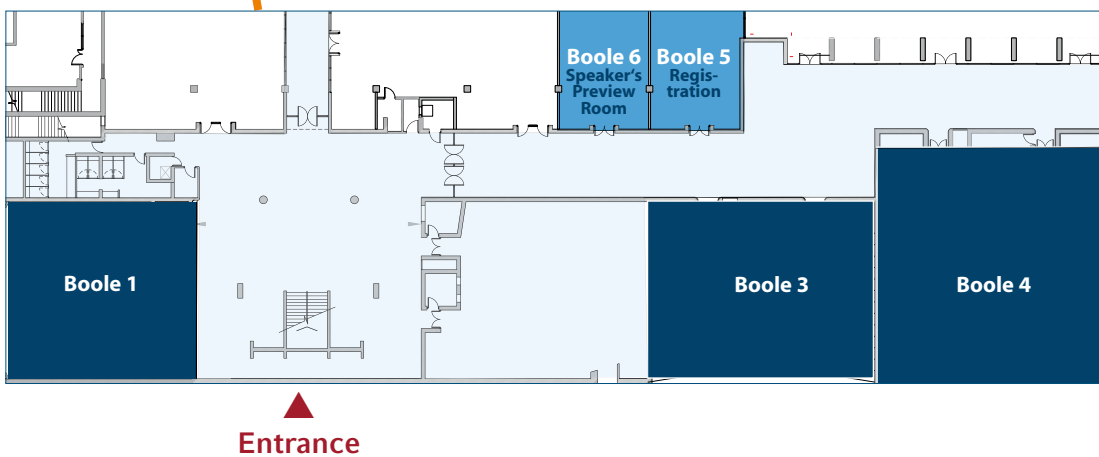
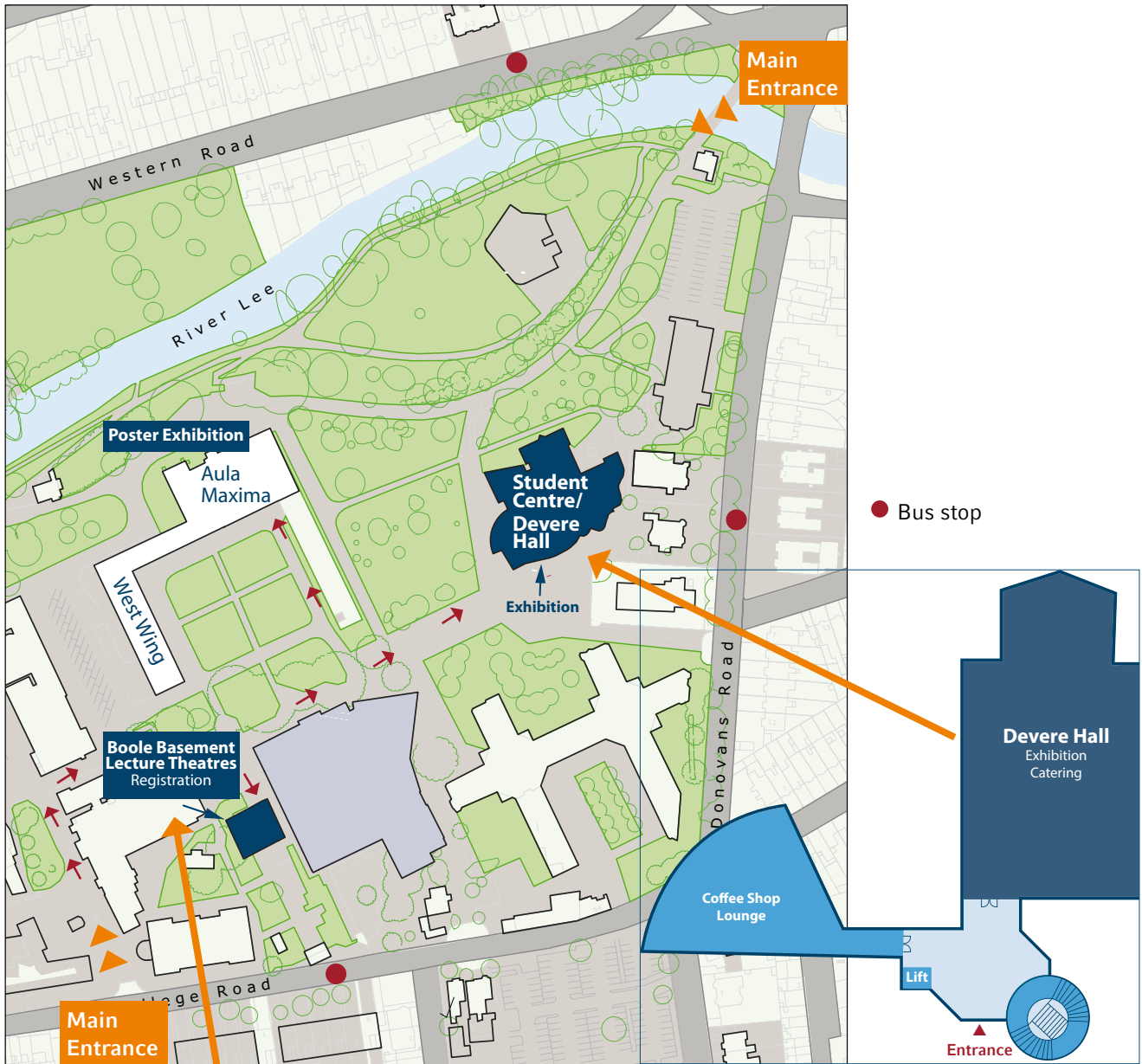
002 Gastroesophageal reflux disease: A complication of post-corrosive esophageal stricture

Oana Barboi, Romania

M. Biibou, S. Gavrilescu, E. Hanganu, C. Cijevschi-Prelipcean, V. Drug

- 003 Food related to functional digestive disorders in working age adults**
Ioan Chirila, Romania
V.-L. Drug, I. D. Morariu
- 004 Supra gastric Belching symptoms: Prevalence and associated disease**
Gafer Elsafi, Ireland
L. Barry, A. Alhanaee, L. Quinlivan, M. Farman, J. McCarthy, M. Buckley
- 005 Clinical characteristics of functional dyspepsia depending on chemosensitivity to capsaicin**
Johann Hammer, Austria
M. Führer
- 006 Prevalence of reflux esophagitis with or without nontuberculous mycobacterial lung disease**
Hyun-Soo Kim, Republic of Korea
D. W. Shin, J.-B. Kang, S. H. Kwon, D. H. Lee, N. Kim, Y. S. Park, H. Yoon, C. M. Shin, Y. J. Choi
- 007 Submucous plexus neurons are mechanosensitive**
Florian Kreutz, Germany
M. Schemann, G. Mazzuoli-Weber
- 008 Severe intestinal dysmotility: Correlation between small bowel manometric patterns and histopathological findings in full-thickness small bowel biopsies**
Carolina Malagelada, Spain
T. M. .P. B. Karunaratne, A. Accarino, R. F. Coglian- dro, A. Gori, E. Boschetti, F. Azpiroz, V. Stanghellini, J. R. Malagelada, R. De Giorgio
- 009 Neurogenic effect of Wnt signalling on murine and human postnatal enteric progenitor cells**
Peter Neckel, Germany
M. Scharr, K. Seid, F. Obermayr, L. Just
- 010 Prevalence and clinical characteristics of non cardiac chest pain with reflux esophagitis**
Jung-Hwan Oh, Republic of Korea
- 011 Effects of mosapride in patients with minor disorders of esophageal peristalsis using high-resolution manometry**
Sung-Eun Kim, Republic of Korea
M.-I. Park, S.-J. Park, W. Moon, J.-H. Kim, K.-W. Jung, S.-R. Jee
- 012 An oxytocin feast: Novel signalling of the oxytocin receptor and the growth hormone secretagogue 1a receptor heterodimer**
Shauna Wallace Fitzsimons, Ireland
B. Chruscicka, C. Druelle, T. G. Dinan, J. F. Cryan, H. Schellekens
- 013 Comparison of magnetic resonance enterography and video capsule endoscopy in cases with suspected small bowel Crohn's disease**
Amnah Alhanaee, Ireland
- 014 Association between gastroesophageal reflux disease and paroxysmal non-valvular atrial fibrillation**
Oana Barboi, Romania
M. Floria, C. Cijevschi-Prelipcean, G. Balan, V. Drug
- 015 Can symptoms predict findings of high resolution ano-rectal manometry**
Lillian Barry, Ireland
G. Elsafi, M. Farman, L. Quinlivan, J. McCarthy, M. Buckley
- 016 Antibiotic driven changes in gut motility suggest direct modulation of enteric nervous system**
Thilini Delungahawatta, Canada
J. Y. Amin, K.-A. McVey Neufeld, A. Staniszc, J. Bienenstock, P. Forsythe, W. A. Kunze
- 017 Fecal transplantation in Irritable Bowel Syndrome (IBS): An RCT**
Peter Holger Johnsen, Norway
F. Hilpusch, J. P. Cavanagh, I. Sande Leikanger, C. Kolstad, P. C. Valle, R. Goll, N. N. Meeting for Gastroenterology
- 018 Clinical symptoms in children and adolescents with functional abdominal pain disorders in relation to the laktose breath-H2-test**
Karin Hammer, Austria
J. Hammer
- 019 Sensitivity of enteric neurons to osmotic stimuli**
Patrick Kollmann, Germany
M. Schemann, G. Mazzuoli-Weber, S. Maurer, M. Klingenspor
- 020 Combinations of high resolution manometry parameters are useful for diagnosis of gastroesophageal reflux disease**
Chul-Hyun Lim, Republic of Korea
Y.-K. Cho, J.-S. Kim, M.-G. Choi
- 021 Effects of bisacodyl on the human colon muscle: An in vitro study**
Yang-Won Min, Republic of Korea
E.-J. Ko, J.-Y. Lee, P.-L. Rhee
- 022 Influence of comorbidities on self-rated health and health seeking behavior in primary care patients with IBS**
Anna-Karin Norlin, Sweden
Å. Faresjö, M. Falk, M. P. Jones, S. Walter, A.-K. Norlin
- 023 Effectiveness of botulinum toxin A injection for the patients with dysphagia due to decreased relaxation time of upper esophageal sphincter**
Jung-Ho Park, Republic of Korea
- 024 Can we predict the presence of colonic bubbles with bowel symptoms during colonoscopy?**
Jeong-Eun Shin, Republic of Korea
H.-D. Shin, K.-B. Bang, G.-W. Nam

Overview of Meeting Rooms of the University College Cork



Congress Information

Congress Venue

University College Cork
College Road
Cork T12 YN60, Ireland
Main Entrance at the corner of
Western Road and Donovan Road

Congress Registration Counter

All congress materials and documentation will be available at the congress registration counter located in the Basement of the Boole Lecture Theatre in Room Boole 5. The congress staff will be pleased to help you with all enquiries regarding registration, congress material and congress programme. Please do not hesitate to contact the staff members if there is anything they can do to make your stay more enjoyable.

Opening Hours

Thursday, 24 August 2017	07:30 – 18:30
Friday, 25 August 2017	07:00 – 18:30
Saturday, 26 August 2017	08:00 – 16:30

During opening hours the congress counter can be reached by phone at: +49 151 153 190 78

Registration Fees

Registration fee for NeuroGASTRO 2017 delegates, residents, post-doctoral fellows and trainees includes:

- Admission to all scientific sessions
- Admission to poster exhibition and technical exhibition
- Congress materials (delegate bag, final programme, etc.)
- Coffee breaks on Thursday, Friday and Saturday
- Light lunch on Friday and Saturday

Registration and payment received	after 13 July 2017
Member of ESNM incl. federation members from USA and Asia	EUR 600
Non-Member	EUR 650
Resident, Post-Doctoral Fellow, Trainee*	EUR 300

* A certificate from the supervisor or head of Department must be forwarded together with the registration.

On-Site Registration

Participants who would like to register on site are advised to arrive early. Onsite registration does not necessarily entitle the participants to receive a delegate bag and/or other congress materials. Onsite registration will be handled upon first come, first served basis, priority will be given to pre-registered delegates.

Congress Language

The congress language is English. Simultaneous translation will not be provided.

Abstract Publication

All accepted abstracts are published in **Neurogastroenterology and Motility**, the official online journal of the European Society of Neurogastroenterology and Motility. Please access the NMO online journal at: <http://onlinelibrary.wiley.com/doi/10.1111/nmo.2017.29.issue-S2/issuetoc>

Furthermore all abstracts are available on the congress website www.neurogastro2017.org and on the congress app.

CO CONGRESS ONLINE®

For the NeuroGASTRO 2017 Congress the web based congress information system CO CONGRESS ONLINE® has been set up again at www.neurogastro2017.org.

CO CONGRESS ONLINE® offers an extensive congress service and provides you with information on:

- Up-to-date information about the preparation of the congress
- List of topics
- Call for oral presentations, posters and videos
- Preliminary and final scientific programme
- Accepted abstracts
- List of exhibitors
- Acknowledgements of sponsors
- Congress venue
- City of Cork
- Hotel accommodation
- Travel to Cork
- News and updates

Congress Information

Programme Changes

ESNM cannot assume liability for any changes in the congress programme due to external or unforeseen circumstances.

Speaker's Preview Room

The Speaker's Preview Room is located in the basement of the Boole Lecture Theatre in Room Boole 6. Speakers are asked to hand in their CD ROM or USB stick, containing the PowerPoint presentation (IBM format or compatible, no multisession) preferably one day before their presentation but at least 60 minutes prior to the presentation.

The presentation will be available on a special congress notebook in the hall of the presentation.

Due to time and technical reasons we kindly ask the speakers not to use their own notebook. Several PC working stations are provided in the Speaker's Preview Room where speakers can also work on their PC charts in a quiet area. Technical staff will be glad to assist.

Opening Hours

Thursday, 24 August 2017	07:30 – 18:00
Friday, 25 August 2017	07:00 – 18:30
Saturday, 26 August 2017	08:00 – 15:30

Operated by ESTENSIS GmbH –
the Conference Company

ESTENSIS
The Conference Company.

ESNM 2017 APP CONGRESS MOBILE®

Get the ESNM 2017 congress app for your smart phone now and experience the congress at your fingertips! Stop carrying around piles of paper and quickly find your way through the most up to-date congress schedule. Just take the congress with you, wherever and whenever you want! The app is completely free and provides iPhone / iPad and android users at NeuroGASTRO 2017 in Cork with on-the-go access to the schedule and vital information around the congress.

Powered by GLOBIT's acclaimed CONGRESS MOBILE® software. Further information is given at [Link](#)



Supported
by AlfaSigma

ALFASIGMA 

Wireless Lan

As a courtesy to all participants wireless LAN allows easy access to the internet. Please select:


Wi-Fi network (SSID): **UCC Guests**

Username: **neuro-gastro**

Password: **h7kscjPq**

Name Badges

All participants are kindly requested to wear their name badges at all times during the congress. The colours of the name badges have the following significance:

	Faculty
	Congress participant
	Press
	Exhibitor
	Staff

Technical Exhibition

The technical exhibition will be situated in the first floor of the Devere Hall. There are approx. 300 metres between session rooms in Boole Basement Lecture Theatres and Technical Exhibition in Devere Building (UCC Student Centre). Coffee breaks and lunch breaks will take place in the technical exhibition.

Opening Hours

Thursday, 24 August 2017	10:30 – 19:00
Friday, 25 August 2017	09:00 – 18:30
Saturday, 26 August 2017	09:00 – 16:00

Poster Exhibition

Posters will be sited in the Aula Maxima. There are approx. 200 metres between meeting rooms in Boole Basement Lecture Theatres and Poster Exhibition in the Aula Maxima (UCC Student Centre).

Opening Hours

Friday, 25 August 2017	09:00 – 17:00
Saturday, 26 August 2017	09:00 – 15:30

Supported
by STEIGERWALD



Congress/General Information



Guided Poster Tours

All posters will be presented in the following Guided Poster Tours taking place in the Aula Maxima:

P-01 – P-09

Friday, 25 August 2017 from 12:00 – 13:00

P-10 – P-18

Saturday, 26 August 2017 from 12:00 – 13:00

Hanging

Thursday, 24 August 2017 from 15:00 – 18:00

Friday, 25 August 2017 from 18:00 – 18:30

Removal

Friday, 25 August 2017 from 17:00 – 17:30

Saturday, 26 August 2017 from 16:00 – 17:00

Posters that have not been removed by the respective time will be disposed of.

Poster material to put up the posters is available at the poster desk close to the poster area during the hanging. Alternatively you will get the poster material at the counter.

ESNM Membership Issues

For ESNM membership issues and any other ESNM business, please contact our ESNM booth which is situated in the exhibition area located on the first floor of the Devere Hall.

Coffee Breaks and Lunches

Coffee and lunch breaks will take place in the exhibition area located on the first floor of the Devere Hall. Coffee and tea will be served during the morning and afternoon, daily on Thursday, 24 August and Friday, 25 August as well as on Saturday morning, 26 August 2017.

A light lunch for delegates will be served on Friday, 25 August and Saturday 26 August 2017. Coffee breaks and lunches are included in the registration fee.

Cloakroom

A cloakroom is available on the second floor of the Devere Hall.

Emergency and First Aid

In the case of emergency please address the staff at the registration counter in the Basement of the Boole Lecture Theatre. The attentive staff will be pleased to help.

Recording

Cameras, video cameras or audio recording devices are not permitted in the session rooms. Any recording of sessions is strictly forbidden.

Smoking

The facilities of the University College Cork are non-smoking areas. Smoking is prohibited within the venue.

General Terms and Conditions

The general terms and conditions for congress participants can be found on the congress website:

www.neurogastro2017.org.

Visa Travel Requirements

The entry formalities for Ireland vary according to the country of origin. For citizens of the European Union Member Countries, a valid identity card is sufficient. Please address enquiries about entry and vaccination requirements to your travel agent or to the local Irish consulate. Further information is available here: <http://www.dfa.ie>

Insurance

The congress fee does not include insurance. All participants should arrange for their own insurance. Health and accident insurance is recommended and has to be purchased in your country of origin.

Force Majeure

For reasons beyond its control (such as war, strikes, lock-outs, riots or any such civil disturbances, any acts of god, including but not limited to earthquakes, floods, droughts and typhoons and any other cause of circumstance of whatsoever nature beyond control) that have an impact on the arrangements, timetables or planning of the NeuroGASTRO 2017 Congress of the European Society of Neurogastroenterology and Motility and its corresponding activities in Cork, Ireland, ESNM has the right to immediately alter or cancel the activities or events or any of the arrangements, timetables, plans or other items relating directly or indirectly thereto no party involved shall be entitled to any compensation for damages that result from such alteration or cancellation.

General Information

Time

The time in Ireland is GMT +1.

Climate

Ireland's climate is influenced most by the Atlantic Ocean. As a result, it doesn't have the extreme temperatures that other countries at similar latitude would have. The average temperature is a mild 10°C (50°F). The warmest months, July and August, get about 18 hours of daylight and it gets dark only after 11pm. In August, highest temperatures hit between 18°C (64°F) and 20°C (68°F).

Currency, Bank and ATM

The Euro is the official currency in Ireland. Foreign currency can be exchanged at the airports and at most hotels, banks and exchange offices throughout the city.

Banks are open weekdays between 09:00 and 17:00. There are ATMs on the campus.

Electricity

Ireland operates on a 230V supply voltage and 50Hz. The associated plug type is G, which is the plug that has three rectangular pins in a triangular pattern. You will need a voltage converter, and plug adapter in order to use U.S. or other foreign appliances.

University College Cork

The NeuroGASTRO Congress 2017 will take place in the University College Cork (UCC).

Founded in 1845, University College Cork is one of the oldest institutes of higher learning in Ireland. The university campus enjoys all the facilities of a modern metropolis while still retaining the charm of its history and heritage.

UCC is located on the banks of the River Lee in the western part of Cork city, approx. 1 km from the city centre. The main parts of UCC's campus are along Western Road and College Road.

About Cork

Cork is located in the South-West Region, in the province of Munster of Ireland. It has a population of 125,622 and is the second largest city in the state and the third most

populous on the island of Ireland. In 2005, the city was selected as the European Capital of Culture.

The city is built on the River Lee which splits into two channels at the western end of the city; the city centre is divided by these channels. They reconverge at the eastern end where the quays and docks along the river banks lead outwards towards Lough Mahon and Cork Harbour, one of the world's largest natural harbours.

The Guardian recently called Cork "a city with a little bit of everything, and a touch of magic".

Travel to Cork

Cork Airport is one of the three principal international airports of Ireland, along with Dublin and Shannon. It is located 6.5 km (4.0 mi) south of Cork city.

Bus and coaches leave in front of the terminal building. From Cork Airport, you can take the 226 to Parnell Place Bus Station, the main bus station for Cork city. The normal journal time is 20 minutes.

The taxi rank is located directly outside the terminal building. The price from Cork Airport to Cork city centre and the main bus and railway stations is around EUR 20.



© Cork Convention Bureau

CPO HANSER SERVICE is specialist in the field of Conference, Event and Destination Management organizing events of any size throughout Germany and also abroad for 35 years.

CPO HANSER[®] SERVICE

CONFERENCE – EVENT – DESTINATION – ASSOCIATION MANAGEMENT

We offer you:

- the best congress organization
- state-of-the-art online solutions
- electronic abstract handling
- CME accreditation handling
- effective congress technology
- sponsoring and exhibition acquisition and management
- finance management
- professional tax solutions
- creative event programs
- inhouse graphic design

BERLIN

Paulsborner Str. 44
14193 Berlin, Germany
Phone: +49-(0)30-30 06 69-0
Fax: +49-(0)30-30 57 39-1
Email: berlin@cpo-hanser.de

HAMBURG

Zum Ehrenhain 34
22885 Barsbüttel, Germany
Phone: +49-(0)40-67 08 82-0
Fax: +49-(0)40-67 03 28-3
Email: hamburg@cpo-hanser.de

www.cpo-hanser.de



Acknowledgements / List of Exhibitors

The organizers of the NeuroGASTRO 2017 Congress gratefully acknowledges the support of the following companies (as per July 2017).

General Sponsors

- AlfaSigma
- Alimentary Health Ltd.
- Allergan
- ATLANTIA FOOD CLINICAL TRIALS Ltd.
- Crospon-Endoflip
- Diversatek Healthcare
- Genetic Analysis AS
- Kyowa Kirin Ltd.
- LABORIE
- Noventure
- STEIGERWALD Arzneimittelwerke GmbH
- Takeda Pharmaceuticals International Co. 

Scientific Support and Grants

- GENIEUR.EU 
- ROME Foundation 
- NEUROGUT 
- Science Foundation Ireland 

List of Exhibitors

Company	Booth No.
Alimentary Health Ltd.	1
Allergan	8
ATLANTIA FOOD CLINICAL TRIALS Ltd.	2
Crospon-Endoflip	3
Diversatek Healthcare	10
European Society of Neurogastroenterology and Motility (ESNM)	6
Genetic Analysis AS	5
Kyowa Kirin Ltd.	11
LABORIE	4
Noventure	9
ROME Foundation	7

Booth No.	Company
1	Alimentary Health Ltd.
2	ATLANTIA FOOD CLINICAL TRIALS Ltd.
3	Crospon-Endoflip
4	LABORIE
5	Genetic Analysis AS
6	European Society of Neurogastroenterology and Motility (ESNM)
7	ROME Foundation
8	Allergan
9	Noventure
10	Diversatek Healthcare
11	Kyowa Kirin Ltd.

Exhibition Plan

Devere Hall, 1st Floor



ENTRANCE

Industry Sponsored Session

SA-01 INDUSTRY SPONSORED SESSION

13:30–14:30 Boole Lecture Theatre 3

Making practice practical: New data and insights for the management of Irritable Bowel Syndrome (IBS)

Chair: Magnus Simrén, Sweden

001 Translating clinical trials into clinical practice with Constella® (linaclotide)

Adam Farmer, United Kingdom

002 Truberzi® (eluxadoline): Bringing the evidence to life

Eamonn Quigley, USA

Supported by an educational grant from Allergan.

Visit the Technical Exhibition

in Devere Hall

Thursday, 24 August 2017 10:30 – 19:00

Friday, 25 August 2017 09:00 – 18:30

Saturday, 26 August 2017 09:00 – 16:00



List of Chairpersons and Presenters

A		
Aanes, H.	25	
Abdel-Aziz, H.	11, 19, 22, 29, 30	
Abdel-Tawab, N.	29	
Abraham, P.	20	
Abrahamsen, R.	28	
Accari, A.	28	
Accarino, A.	20, 31	
Adams, C.	26	
Adedibe, M.	28, 29	
Adibi, P.	23	
Afshar, H.	23	
Agrawal, D.	20	
Agreus, L.	21	
Ahmed, S.	26	
Akpinar, Z.	27, 30	
Aktar, R.	13, 18, 22, 24	
Aleshina, E.	18	
Alhanaee, A.	23, 30, 31	
Allen, A. P.	25, 26	
Alves, M.	23	
Amidon, G.	19, 27	
Amin, J. Y.	31	
Andreasson, A.	21	
Andresen, V.	20	
Andrews, J.	20	
Araneda, G.	26	
Arboleya, S.	18, 22	
Arslan Lied, G.	23, 24	
Arslan Yurtlu, D.	27	
Ashleigh, L.	19	
Aslan, F.	27	
Astudillo-Guerrero, C.	29	
Atkinson, D.	19	
Aubert, P.	21, 22	
Awwad, H. M.	25	
Aziz, I.	22	
Aziz, Q.	13, 20	
Azpiroz, F.	10, 20, 25, 31	
B		
Bacarin, C.	18	
Bacquie, V.	24	
Baimoukhametova, D.	22	
Bains, J.	22	
Baj, A.	18	
Bajic, D.	30	
Baker, J.	19, 27	
Balan, G.	22, 31	
Bampton, P.	20	
Bang, K.-B.	31	
Barazanji, N.	28	
Barbara, G.	10, 13, 29	
Barboi, O.	22, 30, 31	
Barnes, N.	24	
Barnett Burns, S.	24	
Barrenschée, M.	19	
Barrera-Bugueño, C.	29	
Barry, L.	23, 30, 31	
Barry-Murphy, K.	26	
Bartolo, O.	23	
Bassett, S.	22	
Baudu, E.	18	
Bayguinov, Y.	19	
Beaudet, A.	23	
Becker, A. S.	24, 30	
Becker, P. P.	21	
Becker, T.	19	
Beck, K.	18, 19	
Bednarska, O.	26, 28	
Beeckmans, D.	22	
Belousova, S.	20	
Beltrán, C.	20, 28	
Bendezu, A.	20	
Berens, S.	20	
Bergner, A.	21	
Berry, C.	18	
Berry, I.	20	
Bessard, A.	22	
Bhatia, S.	20	
Bianco, F.	11, 18	
Bienenstock, J.	27, 31	
Biesiekierski, J.	12, 13, 22, 30	
Biibou, M.	30	
Bistoletti, M.	18	
Bjørkhaug, S. T.	25	
Blackshaw, L. A.	18, 22, 24	
Blair, P.	19	
Bodini, G.	23	
Boeckxstaens, G.	10, 11, 20, 21, 25	
Boehme, M.	25	
Boesmans, W.	12	
Bolvig Mark, E.	27	
Bonora, E.	18	
Bornstein, J.	25	
Bor, S.	14, 20, 22, 24, 27	
Boschetti, E.	31	
Böttner, M.	19	
Bourinet, E.	22	
Bourreille, A.B.	18, 21	
Bramness, J. G.	25	
Braun, A.	21, 23, 30	
Braun, C.	25	
Bravo, D.	23	
Bravo, J.	29	
Bredenoord, A.	26	
Bregeon, J.	21	
Broad, J.	26, 27, 28	
Brock, B.	26, 27	
Brock, C.	26, 27	
Broens, P.	18, 27	
Broers, C.	24	
Brønstad, I.	19	
Brosens, E.	23	
Brosnan, E.	15	
Browne, J.	19	
Browning, K.	12, 16, 29	
Brummer, R.	28	
Bucci, C.	23	
Buckinx, R.	25	
Buckley, M.	14, 19, 23, 25, 29, 30, 31	
Buckley, M. M.	26, 30	
Budrewicz, S.	26	
Buravkov, S.	25	
Burns, A.	23	
Burokas, A.	18, 22, 23	
Burwinkel, B.	21	
Busari, O.	19	
Bushueva, T.	21	
Bustamante, M.	20	
Byeon, J.-S.	27	
Bytzer, P.	29	
C		
Caballero de Garcia, N.	14	
Cabrera-Rubio, R.	23	
Callaghan, B.	11, 23	
Campaniello, M.	20	
Canga, F.	28, 29	
Capuron, L.	24	
Caputi, V.	14, 18	
Carabotti, M.	21	
Carafa, I.	19	
Carpinelli, L.	23	
Carvalho, F. A.	22	
Castel, I.	28	
Cavanagh, J. P.	31	
Cenac, N.	18, 21	
Cerantola, S.	12, 18	
Ceuleers, H.	11	
Ceyhan, G.	28	
Ceyhan, G. O.	24	
Chevalier, J.	22	
Chirila, I.	30	
Chirletti, P.	21	
Cho, E.	28	
Cho, E.-A.	24	
Choi, C.-H.	30	
Choi, H. S.	29	
Choi, J.-K.	26, 30	
Choi, J.-M.	29	
Choi, M.-G.	31	
Choi, S.-C.	29, 30	
Choi, Y. J.	31	
Cho, N.	25	
Cho, Y.-K.	31	
Chruscicka, B.	31	
Chun, J.-Y.	26	
Ciacchi, C.	23	
Cicenia, A.	21	
Cijejschi-Prelipcean, C.	22, 30, 31	
Ciriza de los Ríos, C.	28, 29	
Claesson, M.	10	
Clairembault, T.	18	
Clarke, D. J.	19	
Clarke, G.	15, 18, 19, 20, 22, 26, 29, 30	
Clasohm, J.	14, 18	
Claus, S. P.	18	
Clavenzani, P.	18	
Clevers, E.	22	
Coakley, M.	25	
Coen, S.	20	
Coffin, B.	20	
Cogliandro, R. F.	31	
Collery, A.	26	
Corazziari, E.	21	
Cossais, F.	14, 19	
Cotter, P.	10, 23	
Courde, M.	21	
Coyle, C.	29	
Crema, F.	18	
Crispie, F.	23	
Crowley, E. K.	19	
Cryan, J.	18, 22, 23, 25, 29, 30	

List of Chairpersons and Presenters

Cryan, J. F. 11, 19, 20, 25, 26, 28, 30, 31
 Cuevas Del Campo, L. 28, 29
 Cusack, A. M. 26

D

Daenen, K. L. 24
 Dalmasso, M. 23
 Dalziel, J. 18, 22
 D'Amato, M. 20, 21
 Dantas Cangussu, S. 26
 Darnaudéry, M. 24
 Da Silva, S. 27
 Da Silva Watanabe, P. 18, 22
 Daulhac, L. 22
 Day, L. 18
 de Bortoli, N. 20, 23
 Defilippi, C. 26
 De Giorgio, R. 10, 11, 15, 18, 21, 31
 Deiteren, A. 13
 de Jonge, C. S. 19
 della Coletta, M. 13, 23
 Delungahawatta, T. 31
 Delzenne, N. M. 18
 Demarquay, C. 28
 Demchenkova, O. 23
 Demir, I. E. 12, 13, 24, 28
 Dempsey, E. 26
 den Braber-Ymker, M. 28
 den Hollander, V. 18, 27
 Depoortere, I. 15, 18, 23
 Desbonnet, L. 30
 Desmet, L. 18
 Dickens, J. 19, 27
 Dimcevski, G. 19
 Dinan, T. 10, 11, 18, 19, 20, 22, 23, 25, 26, 28, 29, 30, 31
 Dinca, A. 24
 Dizdar, V. 21
 D.L. Mendes, J. 18
 Dlugosz, A. 21
 Dolgushina, A. 29
 Donovan, S. 10, 11, 18
 Doo, E.-Y. 29
 Draper, L. 23
 Drewes, A. M. 12, 13, 26, 27, 29
 Drissi, F. 15
 Druelle, C. 31
 Drug, V.-L. 19, 22, 30, 31
 Dubois, D. 27
 Duchalais, E. 18
 Ducrotté, P. 20, 21
 Durand, C. 28
 Durand, T. 22, 24
 Dweep, H. 21

E

Ebsen, M. 19
 Edeani, F. 20
 Edebol-Carlman, H. 28
 Egberts, J.-H. 19
 Egert, M. 23
 Egorova, D. 20
 Eisenman, S. T. 18
 Eissa, O. 25
 Elahi, S. 26, 27, 28, 29

Elbelt, U. 22
 Elsaifi, G. 23, 30, 31
 El-Salhy, M. 23, 24
 El-Sayed, S. 29
 Elsenbruch, S. 14, 22
 Enck, P. 10, 13, 15, 24, 25, 28, 29
 Endres, K. 18
 Engström, M. 26, 28
 Ergun, P. 15, 20, 24
 Esakova, N. 23
 Eschaliér, A. 22
 Escobar-Luna, J. 29
 Eskelund, A. R. 25
 Espersen, M. 27
 Estivill, X. 20
 Evans, J. 24

F

Fagiani, F. 18
 Fakhry, J. 23
 Falch, C. 28
 Falk, M. 31
 Fantasia, L. 28
 Faresjö, Å. 31
 Farman, M. 23, 30, 31
 Farmer, A. 12, 20, 24, 26, 27, 40
 Farré, R. 22
 Farrugia, G. 18
 Farzi, A. 25
 Faust, K. 25
 Ferrier, L. 24
 Filpa, V. 18
 Fink, C. 19
 Fioritto, A. 19, 27
 Fischer, C. 21
 Fiskerstrand, T. 19
 Fitzgerald, D. 23
 Fjeldheim Dale, H. 23
 Fletcher, J. 21
 Flodqvist, L. 18
 Floria, M. 22, 31
 Fomenko, O. 20
 Foong, J. 25
 Ford, A. 10
 Forsythe, P. 31
 Fortea, M. 21
 Foster, S. 30
 Fothergill, L. 23
 França Campos, C. 26
 Franciosi, A. 18
 Fraser, K. 21, 22
 Frazzoni, L. 20
 Frazzoni, M. 20
 Frey, J. 26
 Friberg, P. 20
 Friebe, A. 12, 18, 19
 Fried, M. 24, 30
 Frieling, T. 20
 Friess, H. 24, 28
 Fröhlich, E. E. 18
 Frøkjær, J. B. 27, 29
 Führer, M. 30
 Fujiwara, S. 25
 Fung, C. 25
 Furness, J. 23
 Fusi, C. 30

G

Gahan, C. 22
 Galovart, M. 28
 Galvez, E. 19
 Gavrilescu, S. 30
 Gazouli, M. 20
 Gearry, R. 21
 Geisel, J. 25
 Geppetti, P. 30
 Gesret, C. 21
 Ghazaleh, A. 21
 Giampietro, V. 20
 Giaroni, C. 18
 Gibbons, S. J. 18
 Giel, K. 24
 Gijbels, M. J. 24
 Gil, A. 26
 Gilja, O. H. 19, 23, 24
 Gil, K. 26
 Giron, M. C. 18
 Goderis, G. 22
 Goebel-Stengel, M. 15, 20, 25, 26, 29
 Goetz, M. 28
 Gollifer, R. 16, 19
 Goll, R. 23, 31
 Golubeva, A. 18, 22, 25
 Gonzales, J. 12, 24
 Goodson, M. 29
 Goralczyk, A. 28, 29
 Gori, A. 31
 Goto, T. 25
 Gotteland, M. 29
 Gourcerol, G. 20, 21, 27
 Gowland, P. 19, 30
 Grafton, G. 24
 Granzow, M. 21
 Grassi, F. 24
 Grecu, M. 22
 Green, P. 22
 Gregersen, H. 14, 19, 27
 Gribble, F. 15
 Groneberg, D. 18, 19
 Grønlund, D. 26, 27
 Gros, L. 24
 Grundmann, D. 18, 19, 23, 30
 Grundy, D. 13, 16, 24, 30
 Gulewitsch, M. D. 29
 Guo, X. 21
 Gupta, D. 20
 Guzzo, P. 24

H

Haase, A.-M. 27
 Haas, S. 29
 Haile, A. 29
 Haines, S. 18
 Halim, D. 23
 Hammer, C. 20
 Hammer, J. 30, 31
 Hammer, K. 31
 Hanevik, K. 21
 Hanganu, E. 30
 Hansen, T. M. 29
 Hao, M. 11
 Harnack, D. 25
 Härtle, J. D. 21

List of Chairpersons and Presenters

Hasler, W.	19, 27
Hassan, A. M.	18, 25
Hatlebakk, J. G.	23, 24
Hattensperger, N.	20
Hau, M.	18
Hauser, G.	15, 22, 30
Hausken, T.	19, 20, 21, 23, 24
Hebbard, G.	28
Heijker, S.	28
Hellström, P.	27
Henderson, W. A.	21
Henrard, S.	22
Herman, R.	26
Hernández, N.	26
Herregods, T.	26
Herzog, H.	25
Herzog, W.	20
Hill, C.	23
Hilpusch, F.	31
Hirst, C.	21
Hoad, C.	19
Hobson, A. R.	26, 27
Hoffmann, V.	29
Hofmann, T.	22
Hofstra, R.	23
Hofstra, R. M. W.	24
Hohmeier, I.	19
Holger Johnsen, P.	23
Holland-Cunz, S.	19
Holzer, P.	18, 25
Homma, T.	19
Hong, K.-S.	24, 30
Hong, S.-P.	21
Hornsby, E.	29
Houghton, L.	20, 21
Hovdenak, N.	23
Hov, J. E. Roksund.	24
Hughes, P.	20
Huizinga, J. D.	18
Hunne, B.	23
Hwang, S.-J.	19
Hwang, S.-W.	27
Hyland, N.	10, 14, 15, 18, 19, 22, 25
I	
Ianiro, G.	10
Icenhour, A.	16, 26, 28
Ignazzi, A.	21
Iovino, P.	23
Ivashkin, V.	28
Iven, J.	22
J	
J.A. Araújo, E.	22
Jacan, A.	11, 25
Jacob, C.	29
Jacobi, B.	29
Jafari, J.	26
Jain, P.	30
Jalanka, J.	30
Jang, S.-H.	29, 30
Jasinska, M.	26
Jee, S.-R.	27, 31
Johnsen, P. H.	31
Jones, M. P.	31
Jonker, J.	18
Joo, S.-G.	27
Joseph, A.	27
Joyce, S.	19, 22
Juel, J.	28
Julio-Pieper, M.	29
Jun, D. W.	29
Jung, H.-K.	28
Jung, K.	27
Jung, K.-W.	24, 27, 30, 31
Just, L.	31
Jusyte, A.	29
K	
Kabisch, M.	20
Kandil, D.	18
Kang, E.-H.	30
Kang, J.-B.	31
Kapur-Pojskic, L.	20
Karacaoglu, S.	24
Karasulu, E.	24
Karpova, M.	29
Karunaratne, T. M. P. B.	31
Kashofer, K.	18
Kaur Kahlon, R.	18
Kawase, T.	25
Kazemian, A.	23
Kearney, P. M.	26
Keck, S.	19
Keita, A.	22, 28
Kelber, O.	19, 22, 24, 29, 30
Keller, J.	20
Kelley-Loughnane, N.	29
Ke, M.	27
Kennedy, P. J.	20
Kenny, L.	19
Keppler, J.	19
Kern, M.	20
Kerstens, R.	27
Khashan, A.	19
Khavkin, A.	18, 21, 23
Khayyal, M. T.	29
Khochanskiy, D.	25
Kim, E.-J.	21
Kim, H.-J.	30
Kim, H.-S.	24, 31
Kim, J.-H.	21, 27, 28, 31
Kim, J.-S.	31
Kim, K.-I.	21
Kim, N.	31
Kim, S. E.	27
Kim, S.-E.	31
Kim, T.-W.	27
Kim, W.-H.	21
Kim, Y.-S.	29, 30
Kipcak, S.	20, 24
Kirschniak, A.	28
Kirukhin, S.	25
Klag, T.	28
Klancic, T.	25
Klauss, S.	28
Klingenspor, M.	31
Knab, D.	20
Knowles, C.	26, 27
Knowles, S. R.	28
Kobelt, P.	25, 29
Ko, E.-J.	31
Koenigskecht, M.	19, 27
Koh, S.-D.	19
Kollmann, P.	31
Kolstad, C.	31
Komarova, O.	21, 23
Komissarova, M.	18
Koszewicz, M.	26
Kouassi, M.-A.	26, 28, 29
Koussoulas, K.	25
Kraft, K.	19
Kraus, F.	20
Kreutz, F.	31
Krishnasamy, S.	30
Krogh, K.	27, 29
Krueger, D.	13, 30
Krznicaric, Z.	27
Kuchumova, S.	28
Kung, V.	26
Kunze, W. A.	27, 31
Kwon, J.-G.	27, 29, 30
Kwon, S. H.	31
L	
Ladic, A.	27
Lairez, O.	20
Lammens, M.	28
Landskron, G.	26
Lange, C.	19
Langeland, N.	21
Lanz, M.	29
Larsen, T.	23
Lastischka, F.	21
Laurberg, S.	29
Lazarou, M.	15
Lebwohl, B.	22
Lee, A.	27
Lee, C.	24
Lee, C.-H.	29
Lee, D. H.	31
Lee, H.-J.	27, 30
Lee, H. L.	29
Lee, H.-Y.	21
Lee, I.-S.	24
Lee, J.	27
Lee, J.-H.	28
Lee, J.-S.	24
Lee, J. Y.	29
Lee, J.-Y.	21, 29, 31
Lee, K.-E.	28
Lee, K.-J.	25
Lee, K.-N.	21, 29
Lee, M. Y.	29
Lee, O.-Y.	21, 24, 29
Lee, S.-H.	21
Lee, S.-Y.	29, 30
Lefebvre, R. A.	24
Lehnerts, S.	23, 30
Le Nevé, B.	20
Leroi, A.-M.	21, 27
Lestavel, P.	28
Lewis, F.	29
Lewis, S.	22
Liao, D.	27
Lied, G.	23
Lim, C.-H.	31

List of Chairpersons and Presenters

Linda, F.....	23	Memari, M.....	23	O Belém, M.	22
Lindberg, G.	18, 21	Meng, D.....	24	Obermayr, F.....	31
Lindgren, E.....	18	Menys, A.....	19	O'Brien, R.....	26, 29, 30
Li Puma, S.....	30	Merino, X.....	20	O'Donovan, S.....	19
Listopadova, A.....	23	Meshram, M.....	20	O'Driscoll, G.....	25
Liu, S.....	24	Metzger, M.....	21	Odukanmi, O.....	19
Li, Z.....	21	Meurette, G.....	21	Ogunwole, K.....	19
Lomer, M.....	30	Miano, J.....	23	O'Halloran, K.....	30
Lorenzo-Bermejo, J.....	20	Minaya, M. T.....	22	Oh, J.-H.....	29, 31
Lorenzo, J.....	21	Min, Y.-W.....	24, 26, 30, 31	Ohlsson, B.....	21
Lorkowski, G.....	22	Mohammed, S. D.....	27	O'Kane, L.....	19
Loughman, A.....	11	Mohr Drewes, A.....	28	O'Keefe, G.....	19
Lundberg, P.....	26	Mohr, S.....	20	Olaleye, S.....	19
Lundby, L.....	29	Molero, X.....	20	O'Leary, O.....	19, 30
Lundervold, A.....	20, 21	Molloy, D. W.....	26	Olesen, A. E.....	26
Lyte, J.....	29	Moloney, G.....	22, 30	Olesen, S. S.....	12, 30
		Monchaux de Oliveira, C.....	24	Olivares, M.....	18
		Monegro, M.....	22	Olliges, E.....	29
M		Mönnikes, H.....	20, 21	O'Mahony, S.....	10, 15, 28, 30
Madrid, A. M.....	26, 28	Moon, W.....	27, 31	O'Malley, D.....	11, 25, 26, 29, 30
Major, G.....	19, 30	Morariu, I. D.....	30	Omari, T.....	20
Makarova, O.....	25	Moser, G.....	14	O'Neill, C.....	19
Malagelada, C.....	14, 20, 31	Mo, Y.....	24	Ooi, J.....	24
Malagelada, J. R.....	20, 27, 31	Mueller, B.....	23	O'Shea, C.-A.....	26
Malek, N. P.....	28	Mulak, A.....	11, 18, 26	O'Sullivan, O.....	10, 19
Mallet, C.....	22	Muller, F.....	23	O'Toole, P.....	11, 19
Mancano, G.....	18	Müller, J.....	19	Otteraaen Ystad, S.....	23
Mannur, K.....	28, 29	Murphy, K.....	18, 19, 22	Owens, R.....	19
Marabotto, E.....	23	Murray, K.....	19	Ozgursoy Uran, B. N.....	30
Marciani, L.....	19	Muthulingam, J.....	29		
Marczak-Karpina, B.....	26	Mychasiuk, R.....	25	P	
Maria Esteves Arantes, R.....	26	Myung, S.-J.....	27, 30	Pabois, J.....	24
Marques, T.....	28			Pallotta, L.....	21
Marsilio, I.....	13, 18	N		Palmer, A.....	26, 27, 28
Martinez, C.....	20, 21	Nagtegaal, I.....	28	Palsson, O.....	20, 22
Martin, M.....	18	Nakagawa, K.....	14	Pampura, A.....	23
Marx, L.....	11, 18, 30	Nam, G.-W.....	31	Panek-Jeziorna, M.....	26
Maselli, M. A.....	21	Nassini, R.....	30	Park, C.-H.....	24
Massara Martinelli, P.....	26	Naveilhan, P.....	24	Park, J.-H.....	29, 31
Masternak, M.....	19	Ndjim, M.....	15	Park, J.-M.....	21
Matak, A.....	18	Neckel, P.....	31	Park, J.-W.....	26
Materazzi, S.....	30	Nederveen, A. J.....	19	Park, K.-S.....	27, 30
Matime, Y.....	24	Neunlist, M.....	11, 12, 18, 21, 22, 24	Park, M.-I.....	27, 31
Mattsson, J.....	22	Neveu, I.....	24	Park, M.-S.....	29
Maurer, S.....	31	Neyrinck, A. M.....	18	Park, S.-H.....	27, 29, 30
Mauro, N.....	19	Ní Chorcoráin, A.....	26	Park, S.-J.....	27, 31
Mavrangelos, C.....	20	Nicolucci, A.....	25	Park, S.-W.....	24
Mayer, E. A.....	20, 21	Nieber, K.....	19, 22, 24	Park, S.-Y.....	24
Mayerhofer, R.....	18	Niesler, B.....	12, 15, 20, 21, 26	Park, Y. S.....	31
Mazurak, N.....	28, 29	Nieto, A.....	20	Parsons, S. P.....	18
Mazzawi, T.....	23, 24	Nikitin, A.....	21	Pascale, A.....	18
Mazzuoli-Weber, G.....	31	Noack, T.....	26	Pascal, P.....	20
McCann, C.....	11	Noh, C.-K.....	25	Pasternak, A.....	26
McCarthy, J.....	30, 31	Noh, H.....	21	Patejdl, R.....	26
McDonald, S.....	24	Nolan, Y. M.....	19	Patterson, E.....	25
McKeown, S.....	21	Norlin, A.-K.....	31	Pauwels, A.....	20, 24, 26
McMarthy, J.....	23	Novais, L.....	15, 26	Pavion, T.....	29
McVey Neufeld, K.-A.....	13, 16, 27, 31	Novak, P.....	28, 29	Peersman, N.....	24
Mederer, T.....	21	Noviello, M. d. Lourdes.....	26	Pehl, C.....	20
Medhus, A. W.....	25	Novikova, V.....	18, 23	Peiris, M.....	15, 18, 24
Meinel, L.....	24	Nylund, K.....	19	Penforinis, A.....	20
Meissner, K.....	29			Pérez de Arce, E.....	26, 28
Melchior, C.....	20, 21, 27	O		Peterson, V.....	23
Meleine, M.....	20	Obeid, R.....	25	Pfitzinger, P. L.....	24
Melkus, G. D. Eramo.....	21			Picard, E.....	22
Melotte, V.....	24				

List of Chairpersons and Presenters

Piessevaux, H.....	27
Pinkney, T.....	24
Plaেকে, P.....	11
Pletikoscic, S.....	22
Pochard, C.....	18, 21
Pohl, D.....	16, 24, 30
Polster, A.....	14, 20
Poluektova, E.....	28
Popova, T.....	25
Portillo, H.....	28
Poulsen, J. L.....	26, 27
Preissl, H.....	24
Prinz, P.....	20, 25, 29
Pritchard, S.....	30
Pujo, J.....	21
Q	
Quigley, E.....	10, 13, 14, 20, 27, 28, 40
Quinlivan, L.....	30, 31
R	
Rabe, H.....	18
Rabionet, K.....	20
Rademakers, G.....	24
Rafei, R.....	23
Rajilic-Stojanovic, M.....	10, 15, 16
Ramirez, V. T.....	25
Rangel, I.....	28
Rappold, G. A.....	20, 21
Raynel, S.....	18
Rea, M. C.....	25
Reed, F.....	25
Reichmann, F.....	18, 25
Reimer, R. A.....	25
Rew, J.-S.....	24
Rhee, P.-L.....	26, 31
Richards, D.....	27
Rincel, M.....	24
Ringström, G.....	22
Robaine, N.....	20
Roberts, A.....	24
Rock, J.....	19
Rolli Derkinderen, M.....	18, 21
Roman, S.....	12, 14, 19
Rommel, N.....	10, 14, 19, 20
Rose, M.....	22, 25, 29
Rossi-Vargas, G.....	29
Ross, P.....	25
Rotaru, T.-S.....	19
Röth, R.....	21
Rousseau, T.....	18
Roy, N.....	21, 22
Ruffle, J.....	20
Rustemovic, N.....	27
Ryan, A.....	19, 26
Ryan, L.....	22
Ryu, H.-S.....	29, 30
S	
Sadalage, A.....	20
Sailler, L.....	20
Salami, A.....	19
Salvo-Romero, E.....	13, 30
Sande Leikanger, I.....	31
Sandell, E.....	18
Sanders, K.....	19
Sandhu, K. V.....	25
Sanger, G.....	11, 18, 26, 27, 28, 29
Sangnes, D. A.....	19, 24
Santonicola, A.....	23
Santos, J.....	20, 21
Sanvanson, P.....	20
Sarina, P.....	21
Sasse, K.....	23
Savarino, E.....	20, 23, 26
Savarino, V.....	20, 23
Sayuk, G.....	20, 21
Schäfer, K.-H.....	15, 18, 19, 23, 30
Schäfert, R.....	20
Schag, K.....	24
Scharner, S.....	25, 29
Scharr, M.....	31
Scheerens, C.....	20
Schellekens, H.....	18, 25, 31
Schemann, M.....	12, 18, 25, 30, 31
Schindler, V.....	24, 30
Schlageter, V.....	27
Schmidt, P. T.....	21
Schmittecker, S.....	20, 21
Schneider, A.....	19
Schönenberg, M.....	29
Schorn, S.....	28
Schou Olesen, S.....	28
Schreiber, D.....	30
Schuppan, D.....	23
Schwille-Kiuntke, J.....	28
Scirocco, A.....	21
Scott, F.....	26, 27, 28, 29
Scott, K. A.....	25
Scott, M.....	26, 27
Segers, A.....	18
Seid, K.....	31
Semler, J. R.....	26, 27
Semont, A.....	28
Senard, J. M.....	20
Seo, J.-H.....	24
Seo, M.-S.....	27
Seong, I.-G.....	30
Serra, J.....	29
Serousova, O.....	29
Severi, C.....	11, 21
Shafiei, K.....	23
Shaker, R.....	20
Shanahan, F.....	30
Sharkey, K.....	25
Shashkova, I.....	25
Shedden, K.....	19, 27
Sheptulin, A.....	28
Sherwin, A.....	22
Shifrin, O.....	28
Shin, C. M.....	31
Shin, D. W.....	31
Shin, H.-D.....	31
Shin, J.-E.....	31
Shoferova, S.....	18
Shscherbakova, A.....	29
Shukla, A.....	20
Sifrim, D.....	24, 26
Sihuay, D.....	20
Silecchia, G.....	21
Simon, R.....	28
Simons, L.....	28
Simrén, M.....	10, 12, 15, 20, 21, 22, 40
Sjödahl, J.....	26
Skar, V.....	25
Skvortsova, T.....	21
Sloan, T.....	30
Slotwinski, K.....	26
Smolenski, G.....	18
Smout, A.....	10, 12, 26, 28
Soderhölme, J.....	22
Song, B.-G.....	26
Son, H.-J.....	24
Spencer, N.....	12, 14, 24, 26
Sperber, A. D.....	13, 22
Spiller, R.....	19, 20, 30
Spinel, L.....	19
Sprengers, A. M.....	19
Stamp, L.....	21
Stanghellini, V.....	10, 31
Stanisz, A.....	27, 31
Stanton, C.....	18, 19, 22, 25, 26
Steiger, C.....	24
Steinkopf, L.....	29
Stein-Thoeringer, C.....	30
Stenberg, R.....	22
Stengel, A.....	20, 22, 25, 29
Sterley, T.-L.....	22
Sternini, C.....	15
Stødkilde Jørgensen, H.....	29
Stoker, J.....	19
Storonova, O.....	28
Storr, M.....	19, 22
Stoye, N.....	18
Strowig, T.....	19
Sugrue, K.....	23
Sullivan, A. M.....	19
Sun, D.....	19, 27
Sundin, J.....	16, 28
Sung, I. K.....	21
Sung, T.-S.....	19
T	
Tack, J.....	10, 13, 18, 20, 22, 24, 26, 27
Tamarat, R.....	28
Tapper, S.....	26
Tauchnitz, S.....	23
Taylor, S. A.....	19
Teixeira Cartelle, C.....	26
Teller, S.....	28
Thaha, M.....	26
Thapar, N.....	11, 18
Théodorou, V.....	10, 11, 24, 25
Thijs, T.....	18
Thomas, J.....	24
Thöni, C.....	21
Thöringer, C.....	20
Tieftrunk, E.....	24
Tillmann, S.....	25
Timmermans, J.-P.....	25
Timmons, S.....	19
Tisell, A.....	26
Titov, A. Y.....	20
Tkalcic, M.....	22
Togher, K.....	19

List of Chairpersons and Presenters

Toghiani, A.	23
Tolone, S.	20, 23
Törnblom, H.	10, 12, 20, 22, 30
Torres, V.	28
Toyoda, A.	25
Treccani, G.	25
Tronstad, R.	19
Tropskaya, N.	25
Trukhmanov, A.	28
Trzpis, M.	18
Tschöp, M.	29
Tsukahara, T.	25
Tsume, Y.	27
Tudor, K. I.	27
Turkyilmaz, G.	24
Turner, J.	24
U	
Uhlig, F.	30
Ull-Sopha, S.	18
Ulrich-Merzenich, G.	29
Ulyanin, A.	28
Uner, N.	30
Unsal Avdal, E.	30
Unsal, B.	27
Unteweger, P.	25
V	
Vaes, B.	22
Vaes, N.	24
Valestrand, E.	20, 21
Valeur, J.	25
Valle, P. C.	23, 31
van den Wijngaard, R.	14, 22
van de Wouw, M.	25, 30
van Dingenen, J.	24
van Engeland, M.	24
Vanheel, H.	22
van Hoeij, F.	28
van Houtte, B.	24
van Leuven, L.	25
van Oudenhove, L.	13, 22
van Remoortel, S.	25
van Rijn, K. L.	19
Vanuytsel, T.	14
Varlamov, E.	23
Vera, D.	26, 28
Verbeke, K.	18
Verheij, J.	23
Vermeersch, P.	24
Vicario, M.	20, 21, 28
Victor, G.	20
Victoria, B.	19
Villanueva, M.	26
Vincent, A.	18
Vinson, B. R.	19
Vogel, I.	19
Volta, U.	12, 13
Volynets, G.	21
von Volkmann, H.	19
Vorontsova, L.	18
Voussen, B.	18, 19
Vulic, I.	20
Vumma, R.	28
W	
Walega, P.	26
Wallace Fitzsimons, S.	31
Wall, J.	26
Wall, R.	28
Walocha, J.	26
Walter, S.	26, 28, 31
Wang, H.-Y.	25
Wang, K.	24
Wangler, M.	23
Wang, W.	21
Wardill, H.	13
Ward, S.	12, 19, 23
Warnes, G.	29
Weaver, K.	21
Webb, T.	19
Webster, J.	22
Wedel, T.	19
Wegeberg, A.	26, 27
Wegener, G.	25
Wehkamp, J.	28
Weibert, E.	22
Weimer, K.	29
Weis, S.	23
Wen, B.	27
West, C.	27
Weyland, M.	18
Whitehead, W.	20, 22
Wiesenborn, D.	19
Wiley, N.	25
Wilkinson-Smith, V.	19
Williams, S.	20
Wilson, M.	23
Winter, Y.	25
Witt, S.	26, 28
Wohlfarth, C.	21
Woodhouse, S.	28
Wood, J.	14
Woodland, P.	24
Wouters, K. A. D.	24
Wouters, M.	20, 21
Wuestenberghs, F.	27
X	
Xia, L.	24
Xie, D.	24
Y	
Yang, D.-H.	27
Yang, S.-K.	27
Ye, B.-D.	27
Yiannakou, Y.	27
Yoon, B. C.	29
Yoon, H.	31
Young, H.	21
Young, W.	21, 22
Ystad, S.	23
Yu, A.	27
Yusoff, S.	24
Z	
Zamyatina, Y.	23
Zangen, T.	20
Zehe, M.	24
Zeitz, J.	30
Zentilin, P.	23
Zenz, G.	25
Zevallos, V.	23
Zhang, L.	25
Zhao, D.	22
Zheng, T.	20
Zingone, F.	23
Zurek, A.	22
Zweig, A.	24, 30

EUROPEAN SOCIETY OF NEUROGASTROENTEROLOGY AND MOTILITY – science and education in the field of gastrointestinal function in health and disease

The European Society of Neurogastroenterology and Motility (ESNM) is a non-profit society with the mission to defend the interests of all professionals in Europe involved in the study of neurobiology of gastrointestinal function.

Do you have questions
or need more information
on our work?
Then contact the ESNM
Secretariat at
info@esnm.eu!



Gut Microbiota & Health – the place for scientific debate

The Gut Microbiota & Health is an initiative of the European Society for Neurogastroenterology and Motility (ESNM) with the institutional support of Biocodex, Danone and Sanofi. Gut Microbiota, and their role on human health and disease is a booming area of research, presenting a new paradigm full of opportunities for medical and food applications.

Join us to increase recognition of the links between gut microbiota and human health and to spread knowledge and interest in the field.

Find out more: www.gutmicrobiotaforhealth.com

info@esnm.eu | www.esnm.eu



